



## Content report from 22 April 2015

1.	Summary and KPI overview .....	1
2.	Overview .....	4
3.	Content in Europeana by Country TOP 15 .....	4
4.	Content in Europeana by Data Provider TOP 15 .....	6
5.	Content in Europeana by Copyright Status for the Rights Labelling Campaign .....	8
6.	Content in Europeana by Type: focus on provision of direct links to the media files .....	10
7.	Content in Europeana by Type: focus on reusable content and provision of direct links to the media files .....	12
8.	Data provided in EDM to Europeana by Data Provider .....	14
9.	Geodata in Europeana by Data Provider TOP 30 .....	16

### 1. Summary and KPI overview

	KPI end 2015	April 2015	On track
Metadata records in Europeana	<b>45,000,000</b>	<b>42,869,662</b>	
Downloadable digital objects with direct links	<b>13,000,000</b>	Between <b>12</b> and <b>24 million</b> depending on method of calculation	
Number of metadata records provided in EDM	<b>25,000,000</b>	<b>24,228,577</b>	
Increase in number of digital objects with geo-location data	<b>18,000,000</b>	<b>13,461,537</b>	
Number of digital objects labelled under rights statements that allow reuse (PDM, CC0, Creative Commons, OOC-NC)	<b>18,000,000</b>	<b>20,791,033</b>	



## Highlights after April 2015 publication



- This month, the total amount of records increased by close to a million and around 180 datasets were processed, including new collections and updates along with updates for the Rights Labelling Campaign.
- Recent projects are continuously delivering data to Europeana: Europeana Newspapers, 3D Icons, EUScreenXL, LoCloud, AthenaPlus, EAGLE.
- The focus on data quality is still being picked up. This month again a lot of collections have been submitted or reprocessed in EDM (Europeana Data Model). The Newspaper project delivered all its collections with hierarchical relations between objects, which are now supported and displayed on the portal.



## Collections highlighted April 2015

Title	Data provider	Link to portal	Copyright
Fashion drawings and broiding patterns	Modemuseum Provincie Antwerpen	<a href="http://europeana.eu/portal/search.html?query=europeana_collectionName%3A2048208*+timestamp_created%3A%5B2015-03-01T23%3A59%3A59.999Z+TO+NOW%5D+provider_aggregation_edm_isShownBy%3A*&amp;rows=24&amp;qf=REUSABILITY%3Aopen">http://europeana.eu/portal/search.html?query=europeana_collectionName%3A2048208*+timestamp_created%3A%5B2015-03-01T23%3A59%3A59.999Z+TO+NOW%5D+provider_aggregation_edm_isShownBy%3A*&amp;rows=24&amp;qf=REUSABILITY%3Aopen</a>	Creative Commons Public Domain Mark
High resolution maps	Biblioteca Virtual del Patrimonio Bibliográfico	<a href="http://europeana.eu/portal/search.html?query=europeana_collectionName%3A2022701d*+timestamp_created%3A%5B2015-03-01T23%3A59%3A59.999Z+TO+NOW%5D+provider_aggregation_edm_isShownBy%3A*&amp;rows=24&amp;qf=REUSABILITY%3Aopen&amp;qf=TYPE%3AIMAGE&amp;qf=DATA_PROVIDER%3A%22Biblioteca+Virtual+del+Patrimonio+Bibliogr%C3%A1fico%22">http://europeana.eu/portal/search.html?query=europeana_collectionName%3A2022701d*+timestamp_created%3A%5B2015-03-01T23%3A59%3A59.999Z+TO+NOW%5D+provider_aggregation_edm_isShownBy%3A*&amp;rows=24&amp;qf=REUSABILITY%3Aopen&amp;qf=TYPE%3AIMAGE&amp;qf=DATA_PROVIDER%3A%22Biblioteca+Virtual+del+Patrimonio+Bibliogr%C3%A1fico%22</a>	Creative Commons Public Domain Mark
3D archaeological objects	Muzeul Național de Istorie a României	<a href="http://europeana.eu/portal/search.html?query=europeana_collectionName%3A2048709*+timestamp_created%3A%5B2015-03-01T23%3A59%3A59.999Z+TO+NOW%5D+provider_aggregation_edm_isShownBy%3A*&amp;rows=24">http://europeana.eu/portal/search.html?query=europeana_collectionName%3A2048709*+timestamp_created%3A%5B2015-03-01T23%3A59%3A59.999Z+TO+NOW%5D+provider_aggregation_edm_isShownBy%3A*&amp;rows=24</a>	Creative Commons CC0



## 2. Overview

Currently Europeana.eu features content from 36 countries in 33 languages across 3,000 data providers. In total there are **42,869,662** objects available in Europeana.eu, which is in line with 2015's goal of making 45 million digital objects available through Europeana. Several partners have submitted new or updated metadata to Europeana in the last month, including AthenaPlus, Europeana Cloud, Thyssen-Bornemisza Museum, Europeana Fashion, CARARE, EuropeanaPhotography, 3D Icons, EU Screen XL, MaNDA, Hispana, DDB and LoCloud, EAGLE.

In line with the Europeana Foundations business plan 2015 and working towards its strategic plan 2015-2020, Europeana is working on improving the richness and the quality of the metadata present in the Europeana repository. This is being achieved by asking Europeana's partners to review the presence, quality and consistency of metadata fields, such as the description, title, date (created or issued), coverage (spatial or temporal). In addition to this Europeana is focusing on increasing the number of digital objects labelled with rights statements that enable re-use, and also on the provision of direct links to media files of high quality.

## 3. Content in Europeana by Country TOP 15

Looking at the country division of metadata throughout the **42,869,662** digital objects available in Europeana.eu, the contribution by country is now more equally distributed across the partners. Germany, France, the Netherlands, Spain, Sweden, Italy and United Kingdom provided the majority of the content in Europeana.eu. Countries contributing less than one per cent of the content are Greece, Czech Republic, Estonia, Portugal, Slovenia, Switzerland, Slovakia, Lithuania, Luxembourg, Israel, Malta, Russia, Bulgaria, Romania, Latvia, Turkey, Serbia, Cyprus, Croatia, Iceland, United States of America and Ukraine.

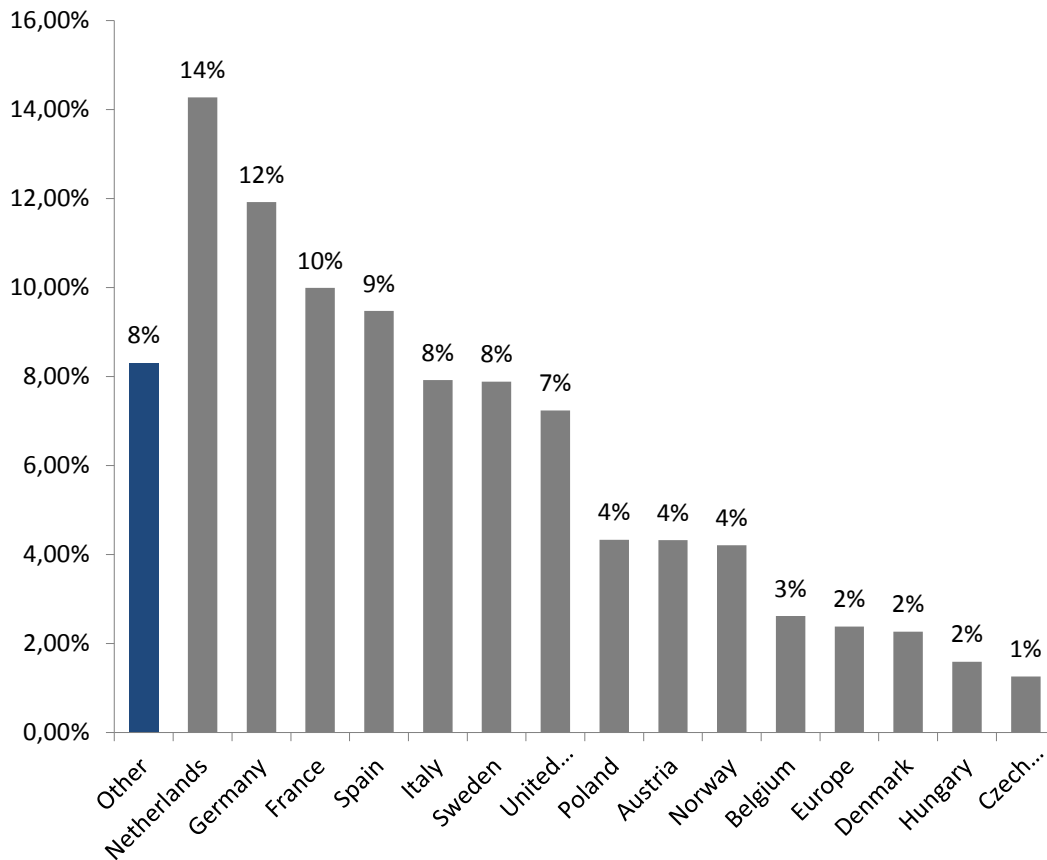
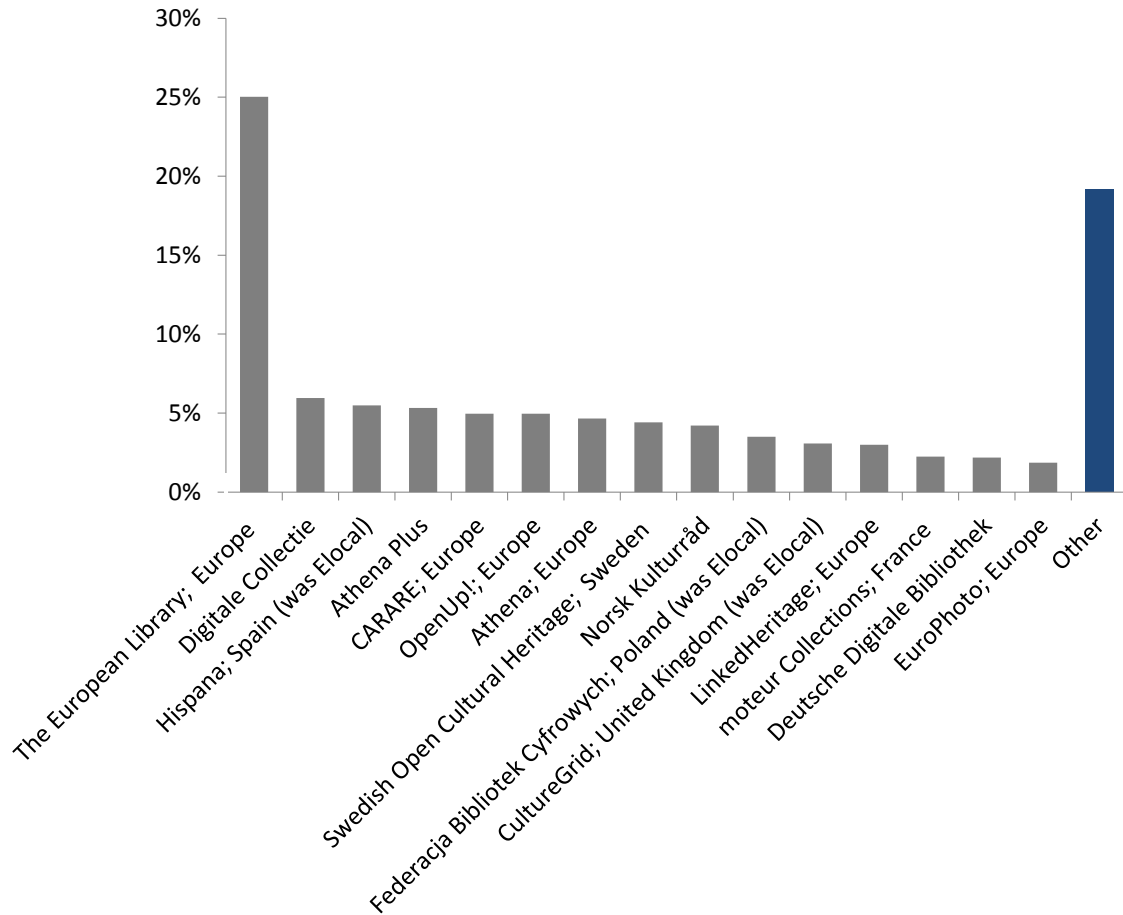


Figure 1: Europeana TOP 15 by Country

Country	Total April 2015	Percentage	Difference with March 2015 publication
Other	3,562,381	8.31%	80,987
Netherlands	6,119,425	14.27%	672,786
Germany	5,108,599	11.92%	31,391
France	4,282,831	9.99%	43,318
Spain	4,062,446	9.48%	39,180
Italy	3,394,348	7.92%	87,523
Sweden	3,379,919	7.88%	45,238
United Kingdom	3,101,310	7.23%	31,830
Poland	1,858,199	4.33%	0
Austria	1,854,240	4.33%	58,788
Norway	1,806,056	4.21%	0
Belgium	1,122,727	2.62%	40,156
Europe	1,021,431	2.38%	97,883
Denmark	971,916	2.27%	0
Hungary	682,892	1.59%	5,576
Czech Republic	540,942	1.26%	5,986
<b>Total</b>	<b>42,869,662</b>		<b>1,240,642</b>



#### 4. Content in Europeana by Data Provider TOP 15



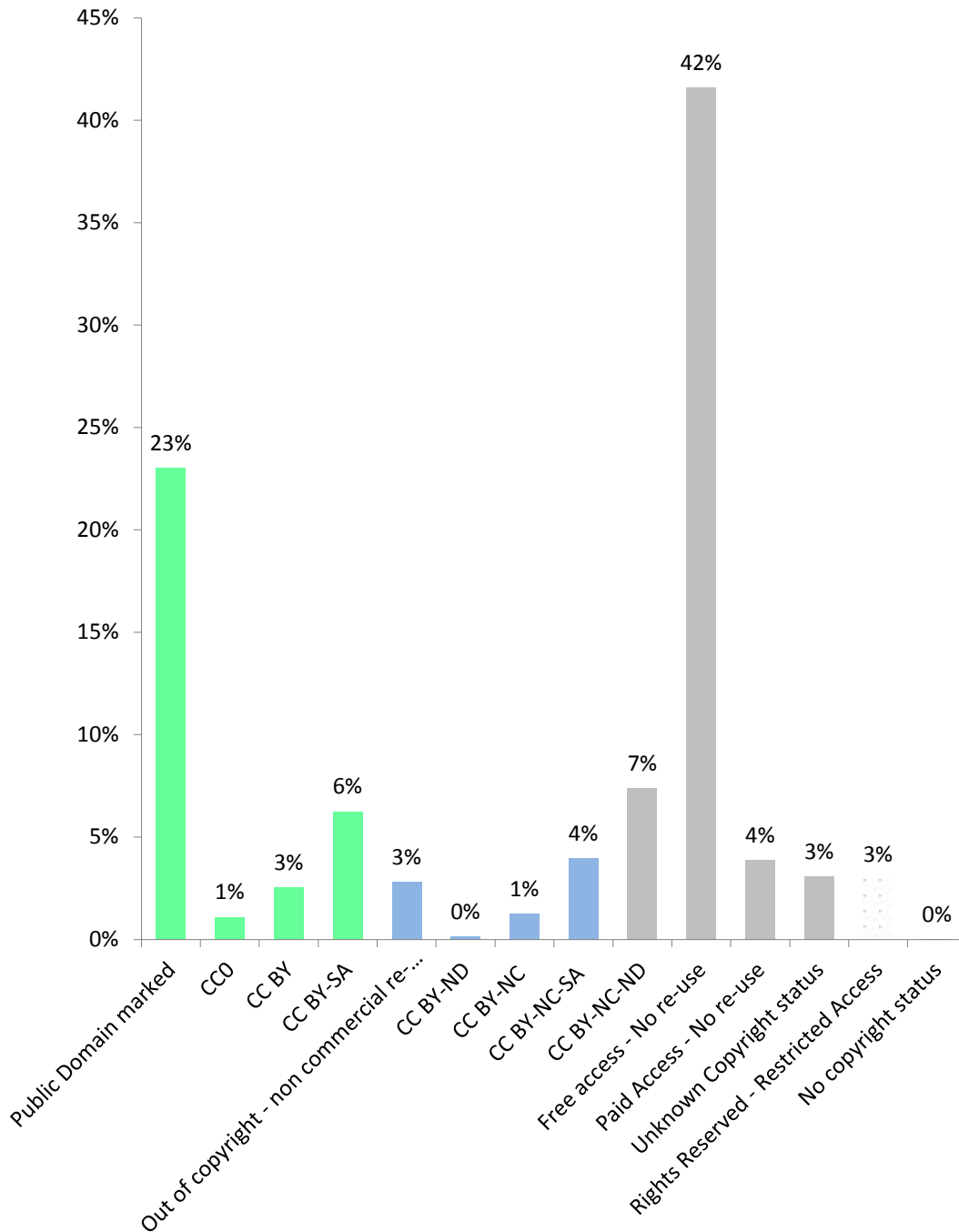
**Figure 2:** Europeana Content by Data Provider TOP 15



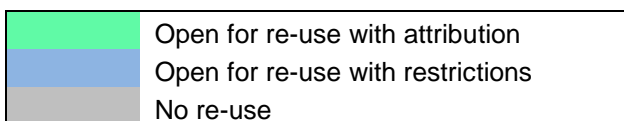
<b>Data Provider</b>	<b>Total April 2015</b>	<b>Percentage</b>	<b>Difference with March 2015 publication</b>
The European Library; Europe	10,730,763	25%	502,845
Digitale Collectie	2,550,621	6%	367,702
Hispana; Spain (was Elocal)	2,349,390	5%	23,944
Athena Plus	2,281,440	5%	47,530
CARARE; Europe	2,129,682	5%	0
OpenUp!; Europe	2,127,453	5%	55,879
Athena; Europe	1,996,149	5%	0
Swedish Open Cultural Heritage; Sweden	1,887,220	4%	35,143
Norsk Kulturråd	1,802,562	4%	0
Federacja Bibliotek Cyfrowych; Poland (was Elocal)	1,503,001	4%	0
CultureGrid; United Kingdom (was Elocal)	1,319,706	3%	0
LinkedHeritage; Europe	1,281,690	3%	0
moteur Collections; France	961,310	2%	0
Deutsche Digitale Bibliothek	938,989	2%	0
EuroPhoto; Europe	797,219	2%	0
Other	8,212,467	19%	207,599
<b>Total</b>	<b>42,869,664</b>		<b>1,240,642</b>



## 5. Content in Europeana by Copyright Status



**Figure 3:** Europeana Content by Copyright Status





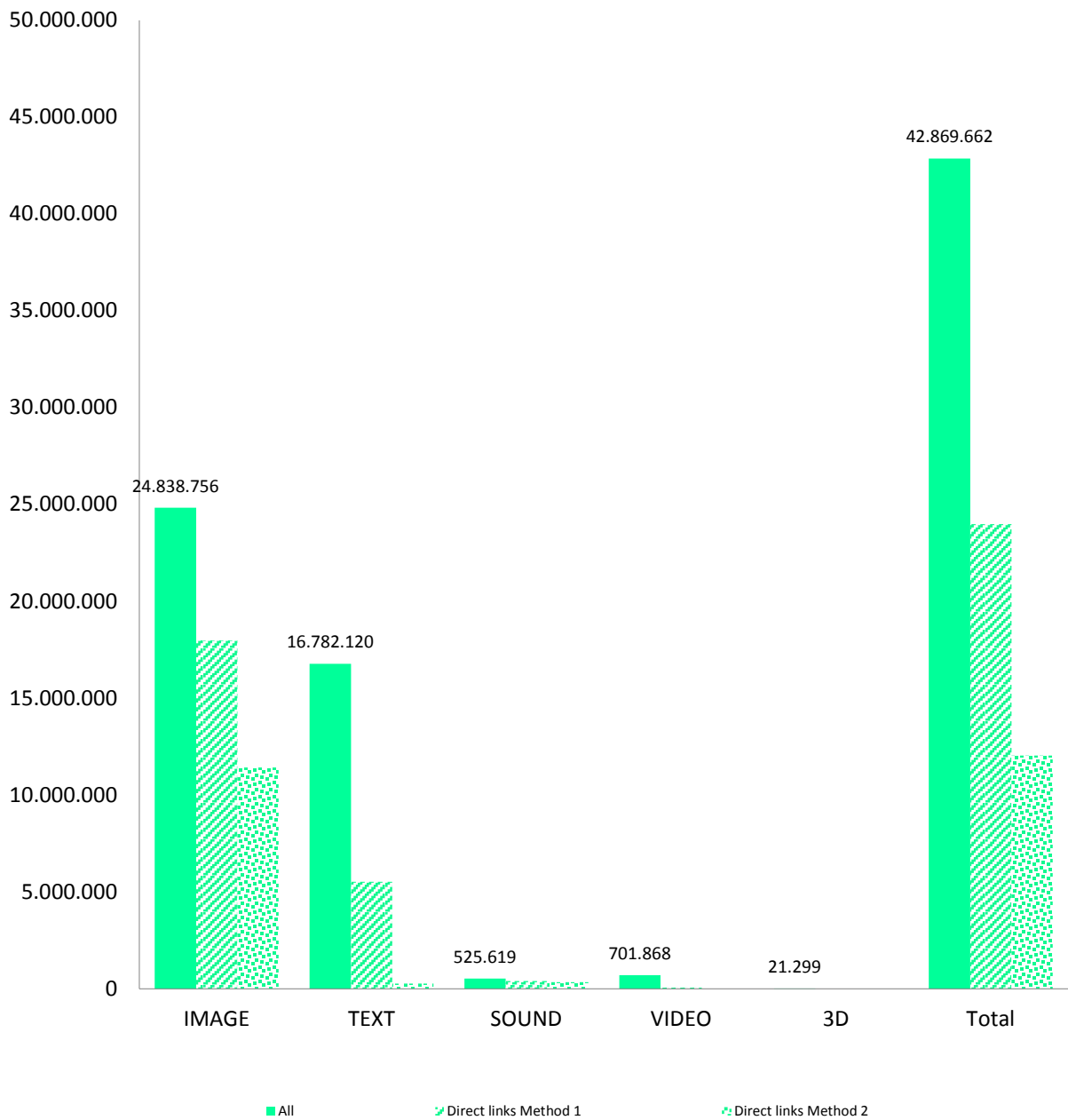


	KPI end 2015	March 2015	April 2015	On track
Number of digital objects labelled under rights statements that allow re-use (PDM, CC0, Creative Commons, OOC-NC)	18,000,000	20,414,918	20,791,033	

Rights statement	Total April 2015	Percentage	Difference with March 2015 publication
<b>Open for re-use (with attribution)</b>			
Public Domain marked	9,876,757	23%	87,804
CC0	472,124	1%	150,409
CC BY	1,089,201	3%	21,640
CC BY-SA	2,680,115	6%	22,396
<b>Subtotal</b>	<b>14,118,197</b>	<b>33%</b>	<b>282,249</b>
<b>Open for re-use with restrictions</b>			
Out of copyright - non commercial re-use	1,207,628	3%	0
CC BY-ND	67,744	0%	0
CC BY-NC	533,142	1%	29,704
CC BY-NC-SA	1,700,418	4%	13,988
CC BY-NC-ND	3,163,904	7%	50,174
<b>Subtotal</b>	<b>6,672,836</b>	<b>16%</b>	<b>93,866</b>
<b>Subtotal re-use</b>	<b>20,791,033</b>	<b>48%</b>	<b>376,115</b>
<b>No re-use</b>			
Free access - No re-use	17,824,374	42%	800,357
Paid Access - No re-use	1,661,693	4%	51,326
Unknown Copyright status	1,315,177	3%	1,204
Rights Reserved - Restricted Access	1,266,493	3%	11,193
No copyright status	10,892	0%	447
<b>Subtotal</b>	<b>22,078,629</b>	<b>52%</b>	<b>864,527</b>
<b>Total</b>	<b>42,869,662</b>		<b>1,240,642</b>



## 6. Content in Europeana by Type: focus on provision of direct links to the media files



**Figure 4:** Europeana Content by Type: focus on provision of direct links to the media files. See explanations in the text for the two calculations methods.



	KPI end 2015	March 2015	April 2015	On track
Downloadable digital objects with direct links	<b>13,000,000</b>	Between <b>11</b> and <b>23 million</b> depending on method of calculation	Between <b>12</b> and <b>24 million</b> depending on method of calculation	

	IMAGE	TEXT	SOUND	VIDEO	3D	Total
<b>All</b>	24,838,756	16,782,120	525,619	701,868	21,299	<b>42,869,662</b>
<b>Direct links (calculation method 1)</b>	17,978,754	5,517,635	403,273	65,090	18,458	<b>23,983,210</b>
	72%	33%	77%	9%	87%	<b>56%</b>
<b>Direct links (calculation method 2)</b>	11,424,524	266,229	334,586	3,163	1,768	<b>12,030,270</b>
	46%	2%	64%	0%	8%	<b>28%</b>

N.B. methodology for calculation

Method 1: the total amount of records considered as being provided with a direct link is the number of records for which a value was provided as `edm:isShownBy`, which is supposed to be a web view of the provided digital object. Please note that all links provided as `edm:isShownBy` are direct links to media files, so this method yields an overestimated number of direct links to media files.

Method 2: the total amount of records considered as being provided with a direct link is the number of records for which a value was provided as `edm:isShownBy` and for which the value provided as `edm:isShownBy` ends with a specified string representing the potential extension of the media file. For IMAGE type, the checked extensions are `jpg/jpeg/png`; for TEXT type, the checked extension is `pdf`; for SOUND type, the checked extensions are `flac/mp3`; for VIDEO type, the checked extension is `mp4`; for 3D type, the checked extension is `pdf`. Please note that not only links ending with these patterns are direct links, so this method yields an underestimated number of direct links to media files.

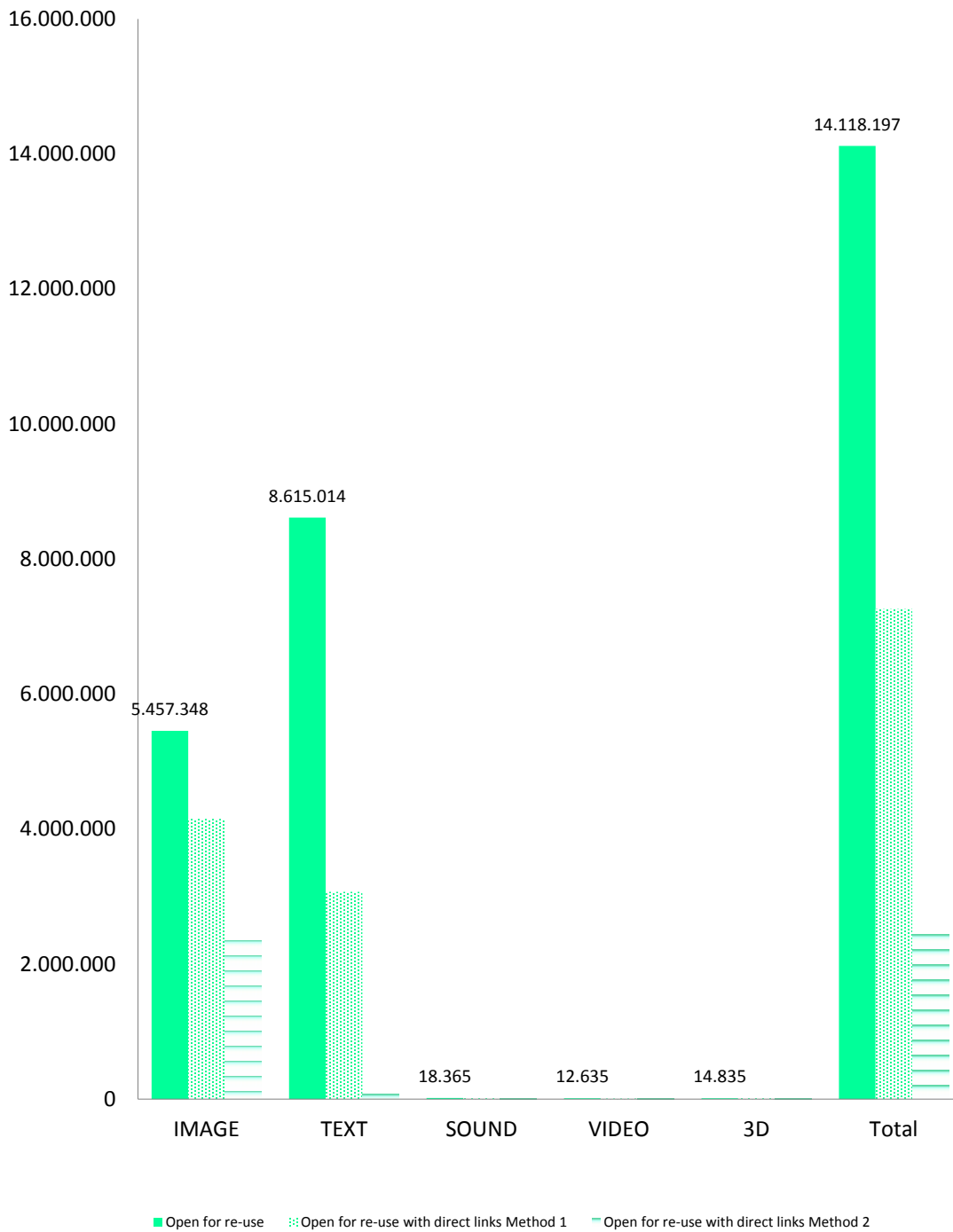
Both methods also don't take into account media files linked directly via `edm:object`.

The correct figures are considered to be lower than those obtained by method 1 and higher than those obtained by method 2. The current development of a media file checker will in the future enable us to give more precise and exact figures.



## 7. Content in Europeana by Type: focus on reusable content and provision of direct links to the media files

	IMAGE	TEXT	SOUND	VIDEO	3D	Total
<b>All</b>	24,838,756	16,782,120	525,619	701,868	21,299	<b>42,869,662</b>
<b>Open for re-use</b>	5,457,348	8,615,014	18,365	12,635	14,835	<b>14,118,197</b>
	22%	51%	3%	2%	70%	<b>33%</b>
<b>Direct links (calculation method 1)</b>	17,978,754	5,517,635	403,273	65,090	18,458	<b>23,983,210</b>
	72%	33%	77%	9%	87%	<b>56%</b>
<b>Direct links (calculation method 2)</b>	11,424,524	266,229	334,586	3,163	1,768	<b>12,030,270</b>
	46%	2%	64%	0%	8%	<b>28%</b>
<b>Open for re-use with direct links (calculation method 1)</b>	4,151,759	3,069,067	13,114	9,534	14,817	<b>7,258,291</b>
	17%	18%	2%	1%	70%	<b>17%</b>
<b>Open for re-use with direct links (calculation method 2)</b>	2,360,204	73,613	9,940	1,152	245	<b>2,445,154</b>
	10%	0%	2%	0%	1%	<b>6%</b>

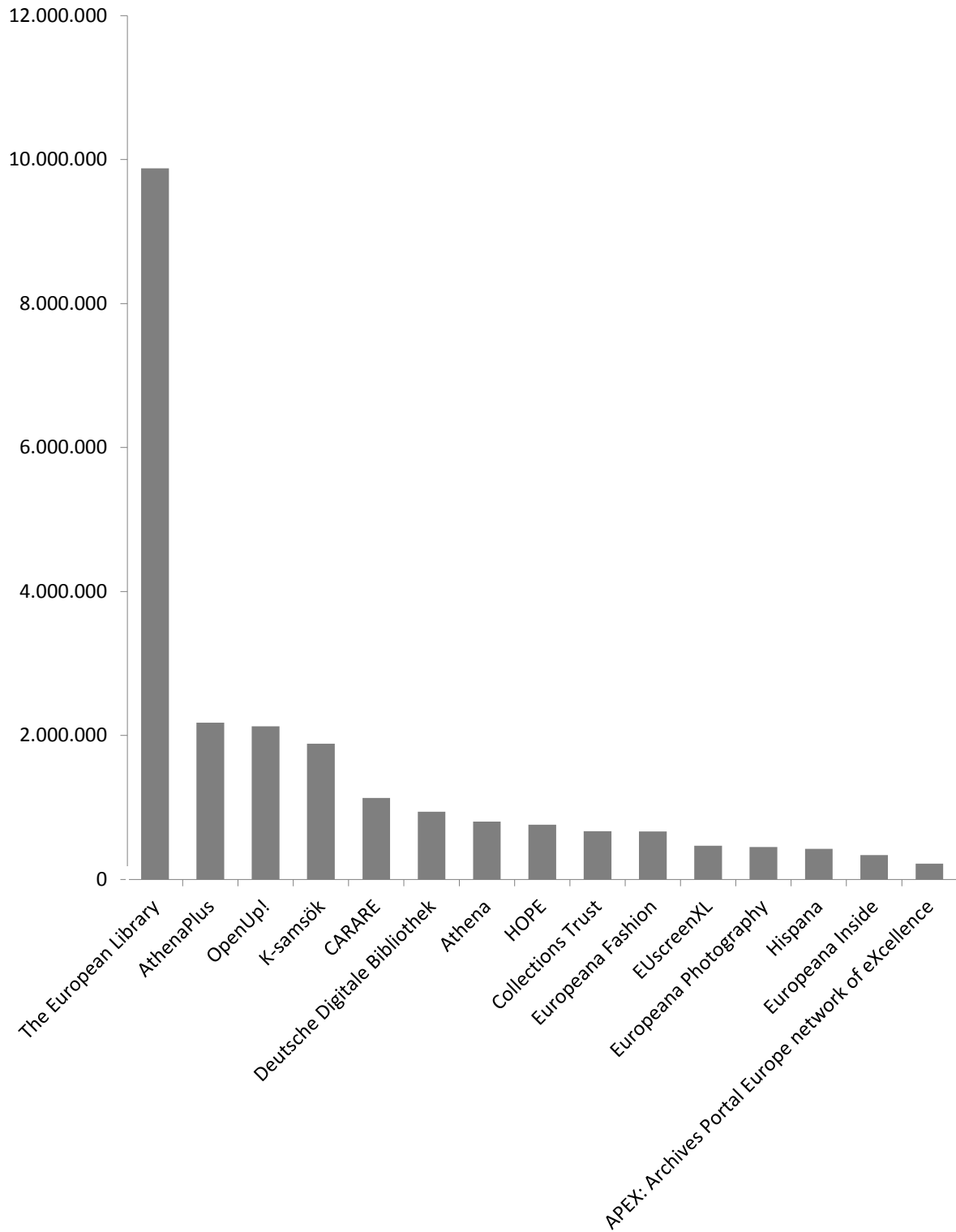


**Figure 5:** European Content by Type: focus on re-usable content and provision of direct links to the media files

N.B. the methodology for calculation is the same as described in the previous section.



## 8. Data provided in EDM to Europeana by Data Provider



**Figure 6:** Data provided in EDM to Europeana by Data Provider TOP 15



	KPI end 2015	March 2015	April 2015	On track
Number of metadata records provided in EDM	25,000,000	23,391,759	24,228,577	

Data Provider	Amount of records provided in EDM
The European Library	9,876,651
AthenaPlus	2,179,466
OpenUp!	2,127,453
K-samsök	1,887,220
CARARE	1,130,152
Deutsche Digitale Bibliothek	938,989
Athena	803,218
HOPE	759,327
Collections Trust	670,782
Europeana Fashion	667,744
EUscreenXL	468,530
Europeana Photography	451,178
Hispana	423,465
Europeana Inside	340,128
APEX: Archives Portal Europe network of eXcellence	219,036
EAGLE	217,991
Rijksmuseum	180,602
European Collected Library of Artistic Performance / University of Florence	144,966
DM2E	135,745
Erfgoedplus.be - Provincie Limburg	92,682
Ministry for Cultural Heritage and Activities (MiBAC CulturalItalia) / Ministero per i Beni e le Attività Culturali	89,747
Partage Plus	79,486
National Digital Library (NDL)	70,869
LoCloud	60,730
European Commission, DG Communication, Audiovisual Services	55,714
Institut de Cultura de Barcelona	54,592
MIMO	46,483
Hungarian National Digital Archives and Film Institute	15,477
Judaica Europeana	10,122
Other	30,032
<b>Total</b>	<b>24,228,577</b>



## 9. Geodata in Europeana by Data Provider TOP 30

	KPI end 2015	March 2015	April 2015	On track
Increase in number of digital objects with geo-location data	<b>18,000,000</b>	<b>12,708,511</b>	<b>13,461,537</b>	

Data Provider	All	Geodata	Percentage
Muis -Museums Public Portal	22,324	22,324	100%
3D ICONS	5,791	5,791	100%
Thyssen-Bornemisza Museum	563	563	100%
Biblioteca Nazionale Centrale di Firenze	33	33	100%
Irish Manuscripts Commission	45,795	44,880	98%
EAGLE	217,991	213,014	98%
Europeana 1989	6,782	6,564	97%
EuropeanaLocal Romania	6,840	6,440	94%
Institut de Cultura de Barcelona (ICUB)	54,592	51,287	94%
CARARE	2,129,682	1,919,895	90%
Bulgariana	521	414	79%
EFG - The European Film Gateway	594,145	450,289	76%
EUscreen Project	40,182	29,903	74%
cIMeC - Institutul de Memorie Culturală	11,401	8,112	71%
Hispana	2,349,390	1,580,650	67%
DIZI	7,731	4,994	65%
Регионална библиотека ПЕНЧО СЛАВЕЙКОВ - Варна / Public Library - Varna	23,512	14,968	64%
Deutsche Digitale Bibliothek	938,989	593,538	63%
ASSETS	128,875	81,305	63%
EuroPhoto	797,219	502,633	63%
Médiathèque Valais - Martigny	13,022	7,905	61%
Регионална библиотека ПЕНЧО СЛАВЕЙКОВ - Варна	22,820	13,443	59%
KAMRA	11,906	6,998	59%
Národní muzeum, National Museum, Czech Republic	3,126	1,802	58%
EuropeanaTravel	6,384	3,556	56%
Rijksmuseum	180,602	99,955	55%
Fundação Calouste Gulbenkian - Portugal	3,413	1,888	55%
Europeana Inside Sweden	57,349	31,590	55%
Europeana Fashion	667,744	367,476	55%
MIMO - Musical Instrument Museums Online	46,483	25,548	55%
<b>Other</b>	<b>34,474,455</b>	<b>7,363,779</b>	<b>21%</b>
<b>Total</b>	<b>42,869,662</b>	<b>13,461,537</b>	<b>31%</b>