



Content report from 13th of July 2015

1. Summary and KPI overview.....	1
2. Overview.....	4
3. Content in Europeana by Country TOP 15.....	4
4. Content in Europeana by Data Provider TOP 15.....	7
5. Content in Europeana by Copyright Status	9
6. Content in Europeana by Type: focus on provision of direct links to the media files	11
7. Content in Europeana by Type: focus on reusable content and provision of direct links to the media files	13
8. Data provided in EDM to Europeana by Data Provider	15
9. Geodata in Europeana by Data Provider TOP 30.....	17

1. Summary and KPI overview

	KPI end 2015	July 2015	On track
Metadata records in Europeana	45,000,000	44,725,949	
Downloadable digital objects with direct links	13,000,000	Between 12 and 25 million depending on method of calculation	
Number of metadata records provided in EDM	25,000,000	26,601,956	
Increase in number of digital objects with geo-location data	18,000,000	12,979,216	
Number of digital objects labelled under rights statements that allow re-use (PDM, CC0, Creative Commons, OOC-NC)	18,000,000	22,163,992	



Highlights after May 2015 publication



- This month, the total amount of records increased by 1,117,623 and around 160 datasets were processed, including new collections and updates.
- Recent projects are continuously delivering data to Europeana: Europeana Sounds, EUScreenXL, LoCloud, AthenaPlus, EAGLE.
- Over 220,000 new records were added to the portal for the APEX project.
- The focus on data quality is still being picked up. This month again a lot of collections have been submitted or reprocessed in EDM (Europeana Data Model). For some datasets facets for rights, year and provider were cleaned / normalized.
- A Google Fieldtrip dataset was added to the portal for the Austrian National Library, delivered via TEL:
http://www.europeana.eu/portal/search.html?query=europeana_collectionName%3A9200434*&rows=24.



- There has been a decrease of 702,909 records for digital objects with geo-location data due to cleaning of metadata.



Collections highlighted July 2015			
Title	Data provider	Link to portal	Copyright
Images and movies from Kystreise / Coastlight (lighthouses)	Kystreise	http://ingestion.portal2.eanadev.org/portal/search.html?query=europeana_collectionName%3A2022622*&rows=24	Creative Commons
Religious paintings, portraits and landscapes from the Croatian Academy of Sciences and Art	Croatian Academy of Sciences and Arts	http://ingestion.portal2.eanadev.org/portal/search.html?query=europeana_collectionName%3A9200416*&rows=24	Public Domain marked
Images from the collection of the Naval Museum in Sweden	Marinmuseum	http://ingestion.portal2.eanadev.org/portal/search.html?query=europeana_collectionName%3A916108*&rows=24	Creative Commons Public Domain Marked



2. Overview

Currently Europeana.eu features content from 36 countries in 34 languages across 3,000 data providers. In total there are **44,725,949** objects available in Europeana.eu, which is in line with 2015's goal of making 45 million digital objects available through Europeana. Several partners have submitted new or updated metadata to Europeana in the last month, including Archives Portal Europe, Arts Council Norway, AthenaPlus, Digitale Collectie, EAGLE, Europeana Sounds, EUscreenXL, LoCloud, MaNDA, OpenUp!, Slovenski nacionalni agregator e-vsebin, Swedish Open Cultural Heritage, The European Library, Europeana Newspapers.

In line with the Europeana Foundation's business plan 2015 and working towards its strategic plan 2015-2020, Europeana is working on improving the richness and the quality of the metadata present in the Europeana repository. This is being achieved by asking Europeana's partners to review the presence, quality and consistency of metadata fields, such as the description, title, date (created or issued), coverage (spatial or temporal). In addition to this Europeana is focusing on increasing the number of digital objects labelled with rights statements that enable re-use, and also on the provision of direct links to media files of high quality.

3. Content in Europeana by Country TOP 15

Looking at the country division of metadata throughout the **44,725,949** digital objects available in Europeana.eu, the contribution by country is now more equally distributed across the partners. Germany, France, the Netherlands, Spain, Sweden, Italy and United Kingdom provided the majority of the content in Europeana.eu. Countries contributing less than one per cent of the content are Portugal, Slovenia, Switzerland, Slovakia, Lithuania, Luxembourg, Israel, Malta, Russia, Bulgaria, Romania, Latvia, Turkey, Serbia, Cyprus, Croatia, Iceland, United States of America and Ukraine.

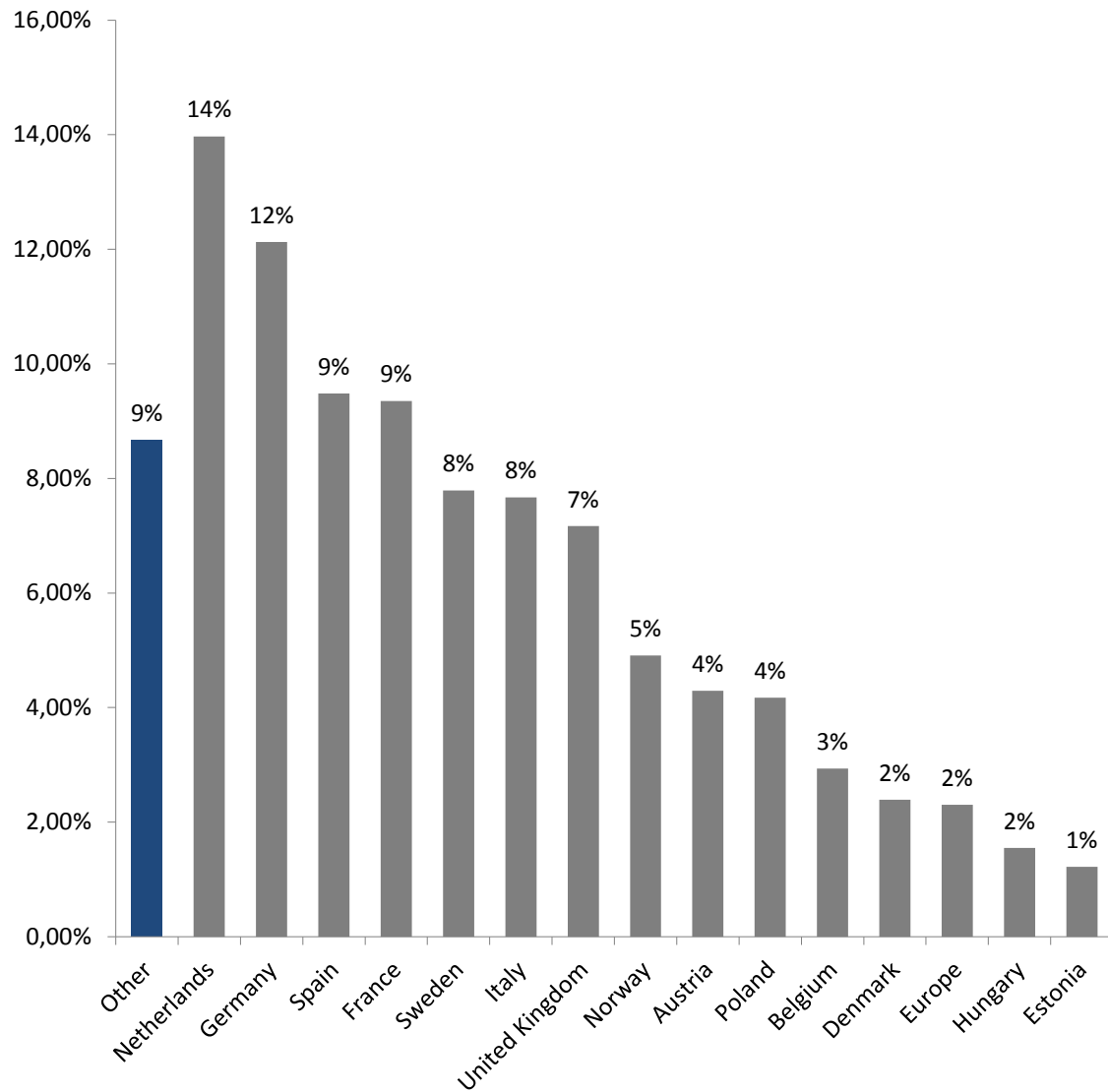


Figure 1: Europeana TOP 15 by Country



Country	Total July 2015	Percentage	Difference with May 2015 publication
Other	3,876,449	8.67%	215,786
Netherlands	6,247,890	13.97%	99,138
Germany	5,423,567	12.13%	49,572
Spain	4,241,914	9.48%	101,899
France	4,182,274	9.35%	9,025
Sweden	3,484,170	7.79%	104,384
Italy	3,431,095	7.67%	-117,037
United Kingdom	3,205,784	7.17%	124,955
Norway	2,195,448	4.91%	389,392
Austria	1,919,418	4.29%	17,781
Poland	1,865,057	4.17%	1,006
Belgium	1,313,654	2.94%	12,024
Denmark	1,068,962	2.39%	80,804
Europe	1,030,540	2.30%	2,969
Hungary	692,965	1.55%	20,105
Estonia	546,762	1.22%	5,820
Total	44,725,949		1,117,623



4. Content in Europeana by Data Provider TOP 15

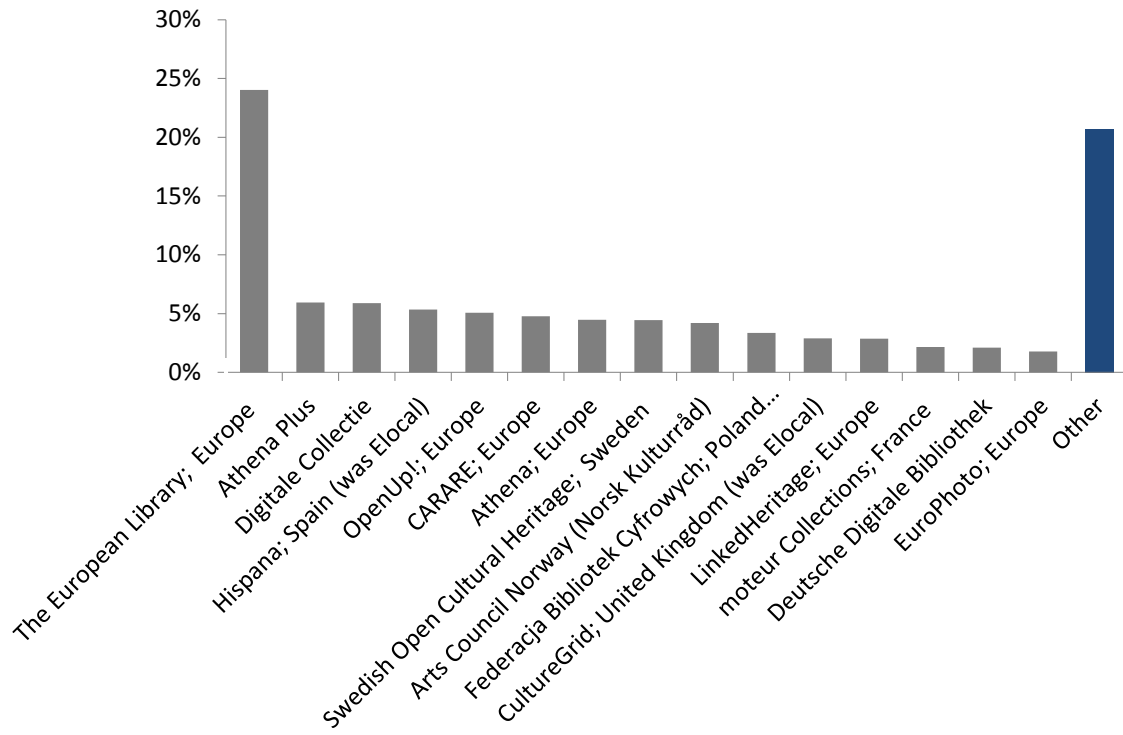


Figure 2: Europeana Content by Data Provider TOP 15



Data Provider	Total July 2015	Percentage	Difference with May 2015 publication
The European Library; Europe	10,745,432	24%	-16,904
Athena Plus	2,660,688	6%	394
Digitale Collectie	2,633,907	6%	54,269
Hispana; Spain (was Elocal)	2,391,464	5%	0
OpenUp!; Europe	2,266,040	5%	137,893
CARARE; Europe	2,129,682	5%	0
Athena; Europe	1,996,149	4%	0
Swedish Open Cultural Heritage; Sweden	1,988,567	4%	97,933
Arts Council Norway (Norsk Kulturråd)	1,876,583	4%	74,021
Federacja Bibliotek Cyfrowych; Poland (was Elocal)	1,503,001	3%	0
CultureGrid; United Kingdom (was Elocal)	1,297,082	3%	0
LinkedHeritage; Europe	1,281,690	3%	0
moteur Collections; France	961,310	2%	0
Deutsche Digitale Bibliothek	938,989	2%	0
EuroPhoto; Europe	797,219	2%	0
Other	9,258,146	21%	770,017
Total	44,725,949		1,117,623



5. Content in Europeana by Copyright Status

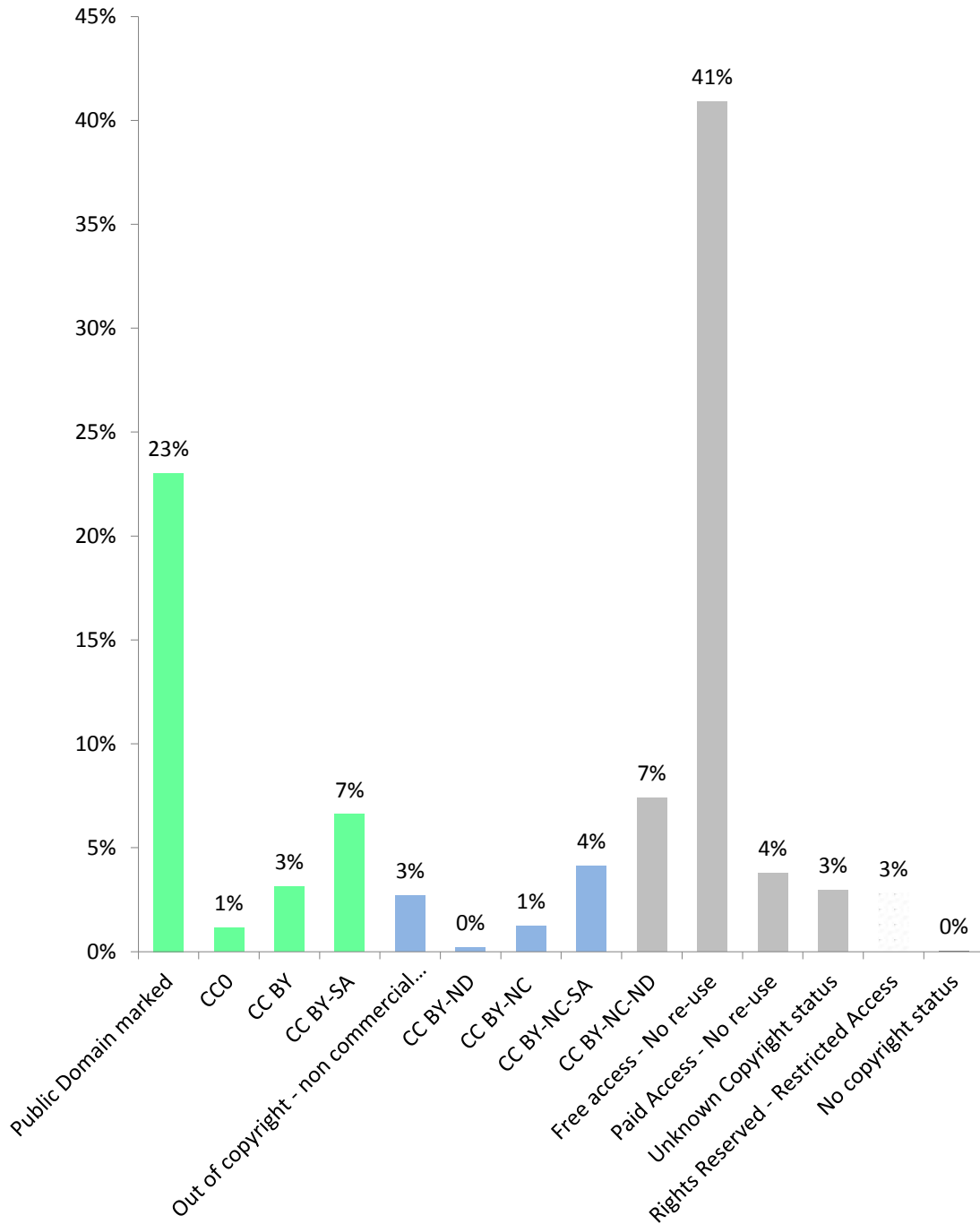
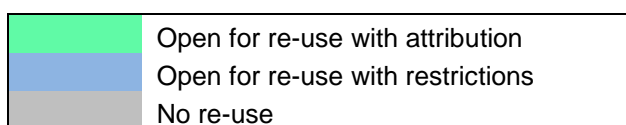


Figure 3: Europeana Content by Copyright Status





	KPI end 2015	May 2015	July 2015	On track
Number of digital objects labelled under rights statements that allow re-use (PDM, CC0, Creative Commons, OOC-NC)	18,000,000	21,440,442	22,163,992	

Rights statement	Total July 2015	Percentage	Difference with May 2015 publication
Open for re-use (with attribution)			
Public Domain marked	10,300,806	23%	46,343
CC0	517,675	1%	18,435
CC BY	1,398,867	3%	180,065
CC BY-SA	2,953,244	7%	265,074
Subtotal	15,170,592	34%	509,917
Open for re-use with restrictions			
Out of copyright - non commercial re-use	1,209,793	3%	0
CC BY-ND	84,123	0%	8,533
CC BY-NC	551,597	1%	20,127
CC BY-NC-SA	1,836,195	4%	59,967
CC BY-NC-ND	3,311,692	7%	125,006
Subtotal	6,993,400	16%	213,633
Subtotal re-use	22,163,992	50%	723,550
No re-use			
Free access - No re-use	18,289,142	41%	396,657
Paid Access - No re-use	1,685,396	4%	128
Unknown Copyright status	1,321,686	3%	8,481
Rights Reserved - Restricted Access	1,255,300	3%	-11,193
No copyright status	10,433	0%	0
Subtotal	22,561,957	50%	394,073
Total	44,725,949		1,117,623



6. Content in Europeana by Type: focus on provision of direct links to the media files

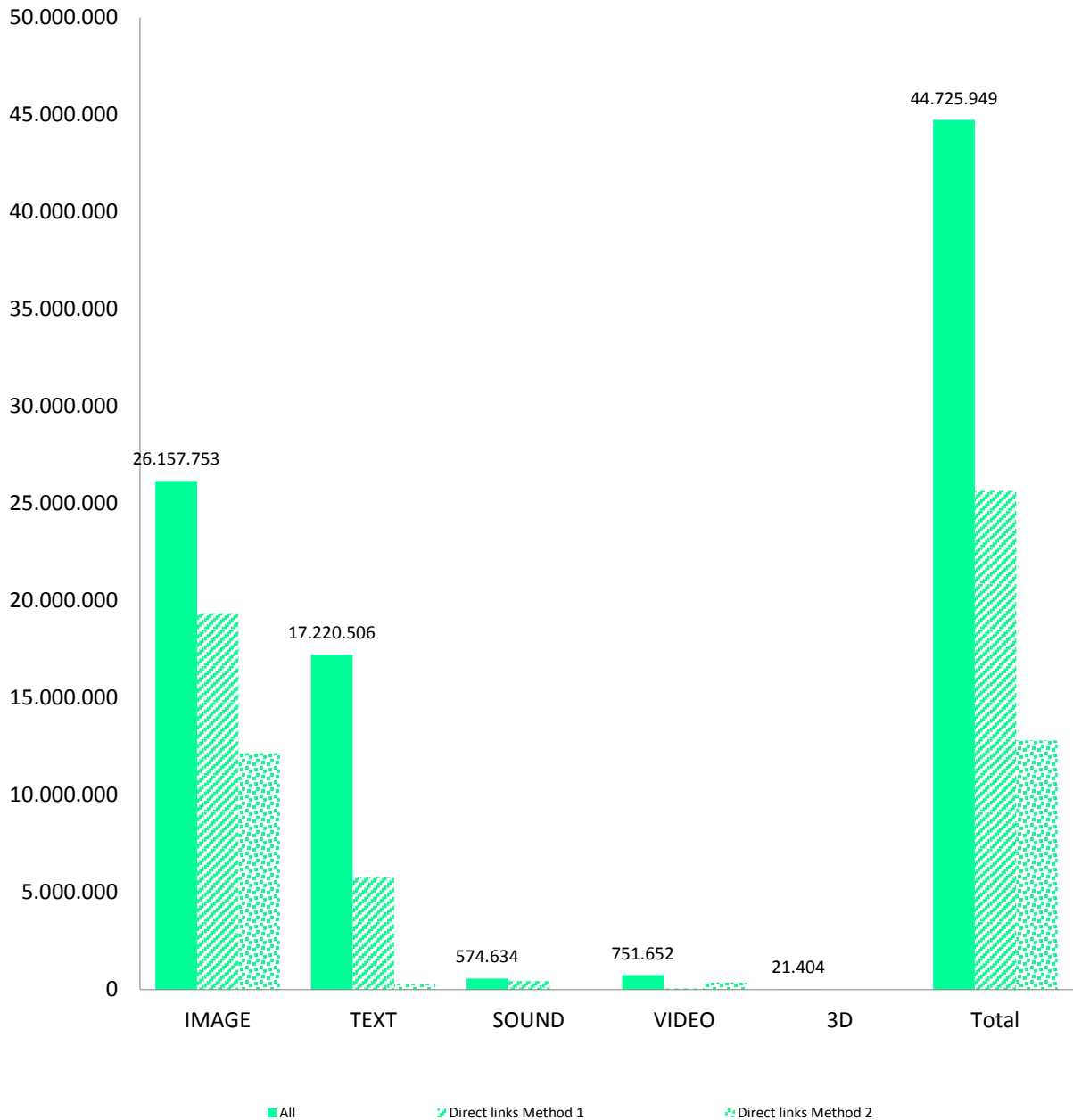


Figure 4: Europeana Content by Type: focus on provision of direct links to the media files. See explanations in the text for the two calculations methods.



	KPI end 2015	May 2015	July 2015	On track
Downloadable digital objects with direct links	13,000,000	Between 12 and 24 million depending on method of calculation	Between 12 and 25 million depending on method of calculation	

	IMAGE	TEXT	SOUND	VIDEO	3D	Total
All	26,157,753	17,220,506	574,634	751,652	21,404	44,725,949
Direct links (calculation method 1)	19,361,134	5,767,216	437,687	57,436	18,563	25,642,036
	74%	33%	76%	8%	87%	57%
Direct links (calculation method 2)	12,161,687	283,486	1,769	366,613	3,285	12,816,840
	46%	2%	0%	49%	15%	29%

N.B. methodology for calculation

Method 1: the total amount of records considered as being provided with a direct link is the number of records for which a value was provided as edm:isShownBy, which is supposed to be a web view of the provided digital object. Please note that all links provided as edm:isShownBy are direct links to media files, so this method yields an overestimated number of direct links to media files.

Method 2: the total amount of records considered as being provided with a direct link is the number of records for which a value was provided as edm:isShownBy and for which the value provided as edm:isShownBy ends with a specified string representing the potential extension of the media file. For IMAGE type, the checked extensions are jpg/jpeg/png; for TEXT type, the checked extension is pdf; for SOUND type, the checked extensions are flac/mp3; for VIDEO type, the checked extension is mp4; for 3D type, the checked extension is pdf. Please note that not only links ending with these patterns are direct links, so this method yields an underestimated number of direct links to media files.

Both methods also don't take into account media files linked directly via edm:object.

The correct figures are considered to be lower than those obtained by method 1 and higher than those obtained by method 2. The current development of a media file checker will in the future enable us to give more precise and exact figures.



7. Content in Europeana by Type: focus on reusable content and provision of direct links to the media files

	IMAGE	TEXT	SOUND	VIDEO	3D	Total
All	26,157,753	17,220,506	574,634	751,652	21,404	44,725,949
Open for re-use	10,865,407	11,199,396	55,746	25,371	17,646	22,163,566
	42%	65%	10%	3%	82%	50%
Direct links (calculation method 1)	19,361,134	5,767,216	437,687	57,436	18,563	25,642,036
	74%	33%	76%	8%	87%	57%
Direct links (calculation method 2)	12,161,687	283,486	1,769	366,613	3,285	12,816,840
	46%	2%	0%	49%	15%	29%
Open for re-use with direct links (calculation method 1)	9,206,061	3,698,965	38,306	18,006	17,445	12,978,783
	35%	21%	7%	2%	82%	29%
Open for re-use with direct links (calculation method 2)	3,812,642	190,723	1,194	366,613	3,285	4,374,457
	15%	1%	0%	49%	15%	10%

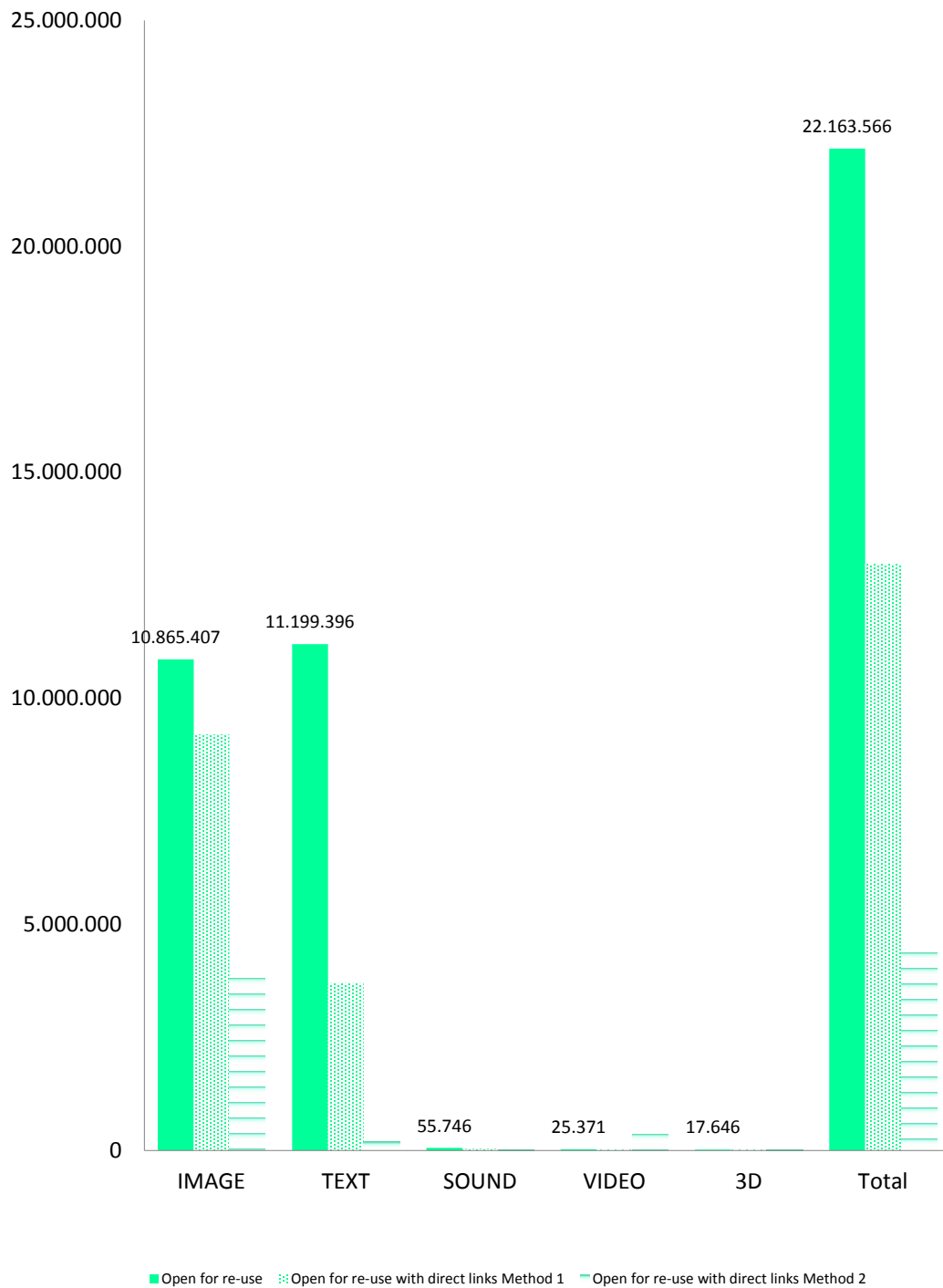


Figure 5: European Content by Type: focus on re-usable content and provision of direct links to the media files

N.B. the methodology for calculation is the same as described in the previous section.



8. Data provided in EDM to Europeana by Data Provider

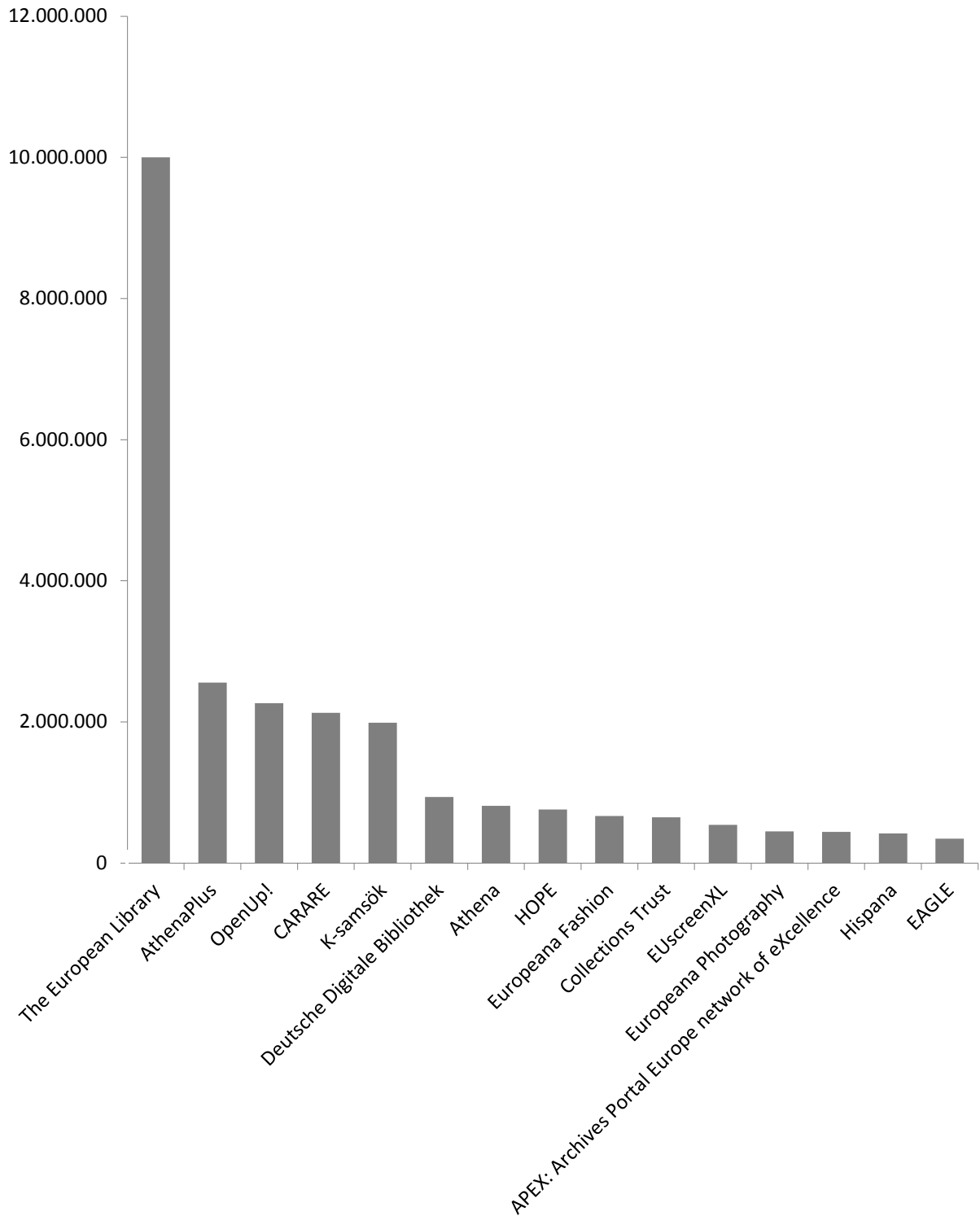


Figure 6: Data provided in EDM to Europeana by Data Provider TOP 15



	KPI end 2015	May 2015	July 2015	On track
Number of metadata records provided in EDM	25,000,000	25,944,008	26,601,956	

Data Provider	Amount of records provided in EDM
The European Library	9,960,802
AthenaPlus	2,538,818
OpenUp!	2,266,040
CARARE	2,125,119
K-samsök	1,988,567
Deutsche Digitale Bibliothek	938,989
Athena	803,218
HOPE	759,327
Europeana Fashion	667,744
Collections Trust	648,158
EUScreenXL	543,089
Europeana Photography	451,178
APEX: Archives Portal Europe network of eXcellence	444,535
Hispana	420,665
EAGLE	346,344
Europeana Inside	329,902
LoCloud	244,924
Rijksmuseum	180,602
DM2E	135,745
European Collected Library of Artistic Performance / University of Florence	135,720
Erfgoedplus.be - Provincie Limburg	92,682
Ministry for Cultural Heritage and Activities (MiBAC Culturalitalia) / Ministero per i Beni e le Attività Culturax	89,747
Partage Plus	79,486
National Digital Library (NDL)	70,869
dLib.si Digital Library of Slovenia	62,283
European Commision, DG Communication, Audiovisual Servicesx	55,714
Institut de Cultura de Barcelona	55,106
MIMO	46,483
Europeana Sounds	30,255
Other	89,845
Total	26,601,956



9. Geodata in Europeana by Data Provider TOP 30

	KPI end 2015	May 2015	July 2015	On track
Increase in number of digital objects with geo-location data	18,000,000	13,682,125	12,979,216	

Data Provider	All	Geodata	Percentage
Muis -Museums Public Portal	22,324	22,324	100%
3D ICONS	5,863	5,863	100%
Thyssen-Bornemisza Museum	563	563	100%
Biblioteca Nazionale Centrale di Firenze	33	33	100%
Irish Manuscripts Commission	45,795	44,847	98%
Europeana 1989	6,782	6,564	97%
EuropeanaLocal Romania	6,840	6,440	94%
Institut de Cultura de Barcelona (ICUB)	55,106	51,785	94%
CARARE	2,129,682	1,919,895	90%
Bulgariana	521	414	79%
EFG - The European Film Gateway	594,144	450,416	76%
EUScreen Project	40,182	29,903	74%
cIMeC - Institutul de Memorie Culturală	11,401	8,112	71%
Hispana	2,391,464	1,621,629	68%
DIZI	7,731	4,994	65%
Deutsche Digitale Bibliothek	938,989	593,538	63%
ASSETS	128,875	81,305	63%
EuroPhoto	797,219	502,633	63%
DK-National Aggregation Service	92,967	57,078	61%
Регионална библиотека ПЕНЧО СЛАВЕЙКОВ - Варна / Public Library - Varna	46,332	28,411	61%
Médiathèque Valais - Martigny	13,022	7,905	61%
Národní muzeum, National Museum, Czech Republic	3,126	1,802	58%
EuropeanaTravel	6,384	3,556	56%
Rijksmuseum	180,602	99,955	55%
Fundação Calouste Gulbenkian - Portugal	3,413	1,888	55%
Europeana Inside Sweden	57,349	31,590	55%
Europeana Fashion	667,744	367,476	55%
MIMO - Musical Instrument Museums Online	46,483	25,548	55%
RNOD - Portugal	97,133	53,178	55%
DM2E	135,745	59,179	44%
Other	36,192,135	6,890,392	19%
Total	44,725,949	12,979,216	29%