



Content report from 3rd of June 2015

1. Summary and KPI overview.....	1
2. Overview.....	4
3. Content in Europeana by Country TOP 15.....	4
4. Content in Europeana by Data Provider TOP 15.....	6
5. Content in Europeana by Copyright Status for the Rights Labelling Campaign	8
6. Content in Europeana by Type: focus on provision of direct links to the media files	10
7. Content in Europeana by Type: focus on reusable content and provision of direct links to the media files	12
8. Data provided in EDM to Europeana by Data Provider	14
9. Geodata in Europeana by Data Provider TOP 30.....	16

1. Summary and KPI overview

	KPI end 2015	May 2015	On track
Metadata records in Europeana	45,000,000	43,608,326	
Downloadable digital objects with direct links	13,000,000	Between 12 and 24 million depending on method of calculation	
Number of metadata records provided in EDM	25,000,000	25,944,008	
Increase in number of digital objects with geo-location data	18,000,000	13,682,125	
Number of digital objects labelled under rights statements that allow re-use (PDM, CC0, Creative Commons, OOC-NC)	18,000,000	21,440,442	



Highlights after May 2015 publication



- This month, the total amount of records increased by 700,000 thousand and around 150 datasets were processed, including new collections and updates.
- Recent projects are continuously delivering data to Europeana: Europeana Newspapers, 3D Icons, EUScreenXL, LoCloud, AthenaPlus, EAGLE.
- This month the first delivery of the Europeana Sounds project was processed.
- The focus on data quality is still being picked up. This month again a lot of collections have been submitted or reprocessed in EDM (Europeana Data Model). The Newspaper project delivered all its collections with hierarchical relations between objects, which are now supported and displayed on the portal.



Collections highlighted May 2015			
Title	Data provider	Link to portal	Copyright
Latvian music in the first half of the 20th century	National Library of Latvia	http://www.europeana.eu/portal/search.html?query=europeana_collectionName%3A2059201*&rows=24	Creative Commons Public Domain Mark
Black and white pictures of Swedish army	Karlsborgs fästningsmuseum	http://www.europeana.eu/portal/search.html?query=europeana_collectionName%3A91652*+timestamp_created%3A%5B2015-04-01T23%3A59%3A59.999Z+TO+NOW%5D&rows=24&qf=RIGHTS%3Ahttp%3A%2F%2Fcreativecommons.org%2Fpublicdomain%2Fmark%2F1.0%2F*&qt=false	Creative Commons Public Domain Mark
Incunabula	National Library of Romania	http://www.europeana.eu/portal/search.html?query=europeana_collectionName%3A9200421*+&rows=24&qt=false	Creative Commons Public Domain Mark



2. Overview

Currently Europeana.eu features content from 36 countries in 34 languages across 3,000 data providers. In total there are **43,608,326** objects available in Europeana.eu, which is in line with 2015's goal of making 45 million digital objects available through Europeana. Several partners have submitted new or updated metadata to Europeana in the last month, including Europeana Sounds, AthenaPlus, Europeana Cloud, Thyssen-Bornemisza Museum, Europeana Fashion, CARARE, EuropeanaPhotography, 3D Icons, EU Screen XL, MaNDA, Hispana, DDB and LoCloud, EAGLE.

In line with the Europeana Foundations business plan 2015 and working towards its strategic plan 2015-2020, Europeana is working on improving the richness and the quality of the metadata present in the Europeana repository. This is being achieved by asking Europeana's partners to review the presence, quality and consistency of metadata fields, such as the description, title, date (created or issued), coverage (spatial or temporal). In addition to this Europeana is focusing on increasing the number of digital objects labelled with rights statements that enable re-use, and also on the provision of direct links to media files of high quality.

3. Content in Europeana by Country TOP 15

Looking at the country division of metadata throughout the **43,608,326** digital objects available in Europeana.eu, the contribution by country is now more equally distributed across the partners. Germany, France, the Netherlands, Spain, Sweden, Italy and United Kingdom provided the majority of the content in Europeana.eu. Countries contributing less than one per cent of the content are Greece, Czech Republic, Estonia, Portugal, Slovenia, Switzerland, Slovakia, Lithuania, Luxembourg, Israel, Malta, Russia, Bulgaria, Romania, Latvia, Turkey, Serbia, Cyprus, Croatia, Iceland, United States of America and Ukraine.

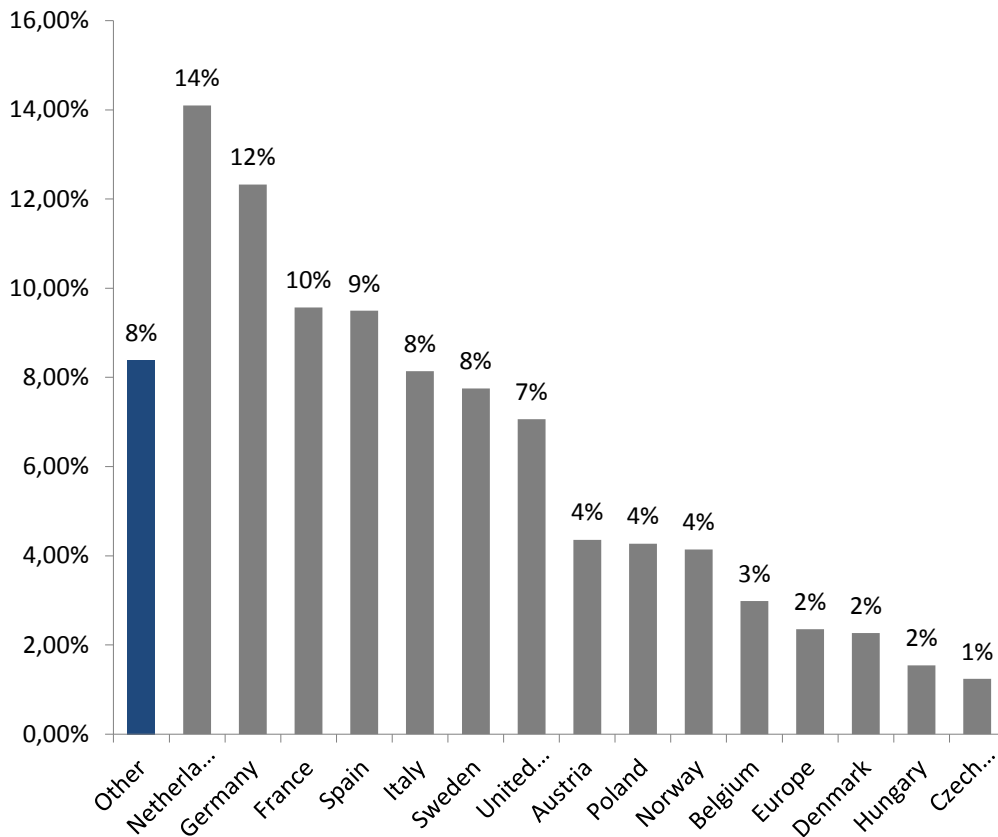


Figure 1: Europeana TOP 15 by Country

Country	Total May 2015	Percentage	Difference with April 2015 publication
Other	3,660,663	8.39%	98,282
Netherlands	6,148,752	14.10%	29,327
Germany	5,373,995	12.32%	265,396
France	4,173,249	9.57%	-109,582
Spain	4,140,015	9.49%	77,569
Italy	3,548,132	8.14%	153,784
Sweden	3,379,786	7.75%	-133
United Kingdom	3,080,829	7.06%	-20,481
Austria	1,901,637	4.36%	47,397
Poland	1,864,051	4.27%	5,852
Norway	1,806,056	4.14%	0
Belgium	1,301,630	2.98%	178,903
Europe	1,027,571	2.36%	6,140
Denmark	988,158	2.27%	16,242
Hungary	672,860	1.54%	-10,032
Czech Republic	540,942	1.24%	0
Total	43,608,326		738,664



4. Content in Europeana by Data Provider TOP 15

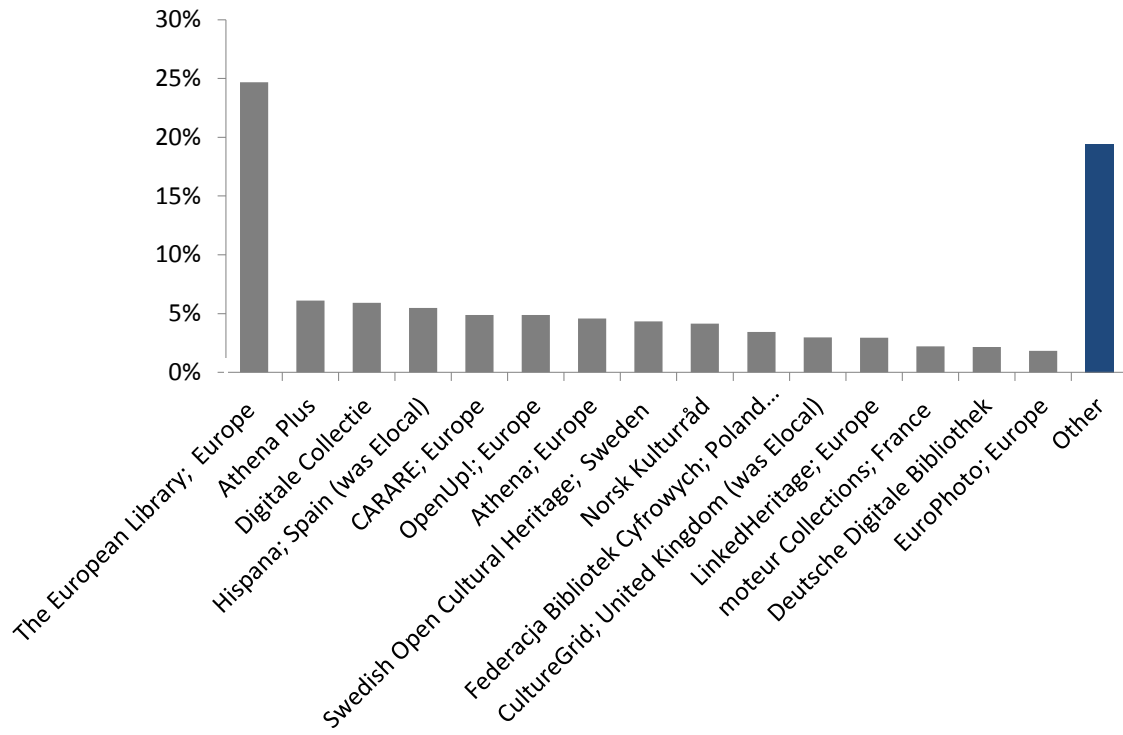


Figure 2: Europeana Content by Data Provider TOP 15



Data Provider	Total May 2015	Percentage	Difference with April 2015 publication
The European Library; Europe	10,762,336	25%	31,573
Athena Plus	2,660,294	6%	378,854
Digitale Collectie	2,579,638	6%	29,017
Hispana; Spain (was Elocal)	2,391,464	5%	42,074
CARARE; Europe	2,129,682	5%	0
OpenUp!; Europe	2,128,147	5%	694
Athena; Europe	1,996,149	5%	0
Swedish Open Cultural Heritage; Sweden	1,890,634	4%	3,414
Norsk Kulturråd	1,802,562	4%	0
Federacja Bibliotek Cyfrowych; Poland (was Elocal)	1,503,001	3%	0
CultureGrid; United Kingdom (was Elocal)	1,297,082	3%	-22,624
LinkedHeritage; Europe	1,281,690	3%	0
moteur Collections; France	961,310	2%	0
Deutsche Digitale Bibliothek	938,989	2%	0
EuroPhoto; Europe	797,219	2%	0
Other	8,488,129	19%	275,662
Total	43,608,326		738,662



5. Content in Europeana by Copyright Status

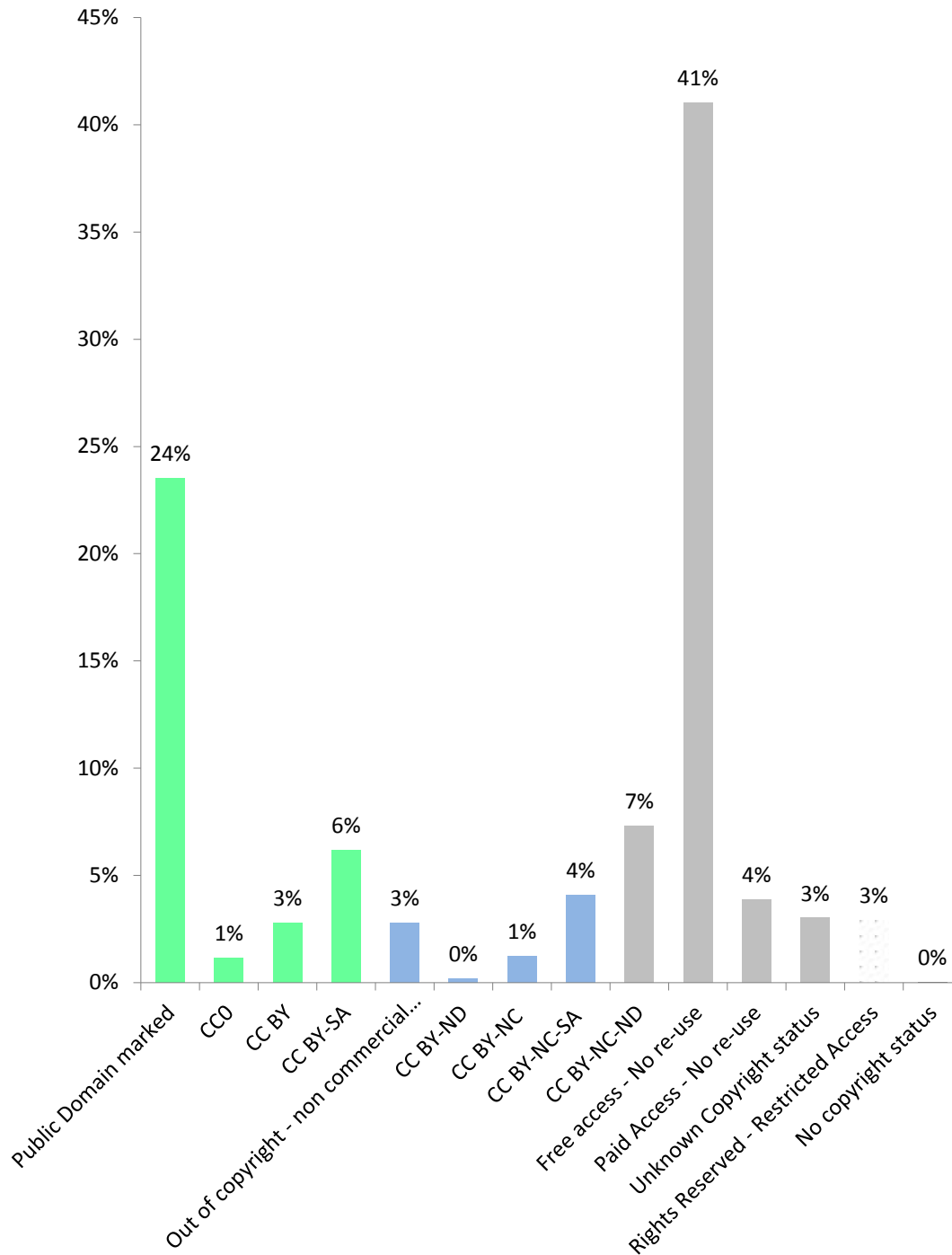
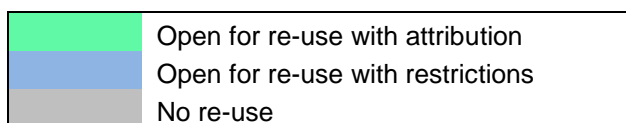


Figure 3: Europeana Content by Copyright Status





	KPI end 2015	April 2015	May 2015	On track
Number of digital objects labelled under rights statements that allow re-use (PDM, CC0, Creative Commons, OOC-NC)	18,000,000	20,791,033	21,440,442	

Rights statement	Total April 2015	Percentage	Difference with March 2015 publication
Open for re-use (with attribution)			
Public Domain marked	10,254,463	24%	377,706
CC0	499,240	1%	27,116
CC BY	1,218,802	3%	129,601
CC BY-SA	2,688,170	6%	8,055
Subtotal	14,660,675	34%	542,478
Open for re-use with restrictions			
Out of copyright - non commercial re-use	1,209,793	3%	2,165
CC BY-ND	75,590	0%	7,846
CC BY-NC	531,470	1%	-1,672
CC BY-NC-SA	1,776,228	4%	75,810
CC BY-NC-ND	3,186,686	7%	22,782
Subtotal	6,779,767	16%	106,931
Subtotal re-use	21,440,442	49%	649,409
No re-use			
Free access - No re-use	17,892,485	41%	68,111
Paid Access - No re-use	1,685,268	4%	23,575
Unknown Copyright status	1,313,205	3%	-1,972
Rights Reserved - Restricted Access	1,266,493	3%	0
No copyright status	10,433	0%	-459
Subtotal	22,167,884	51%	89,255
Total	43,608,326		738,664



6. Content in Europeana by Type: focus on provision of direct links to the media files

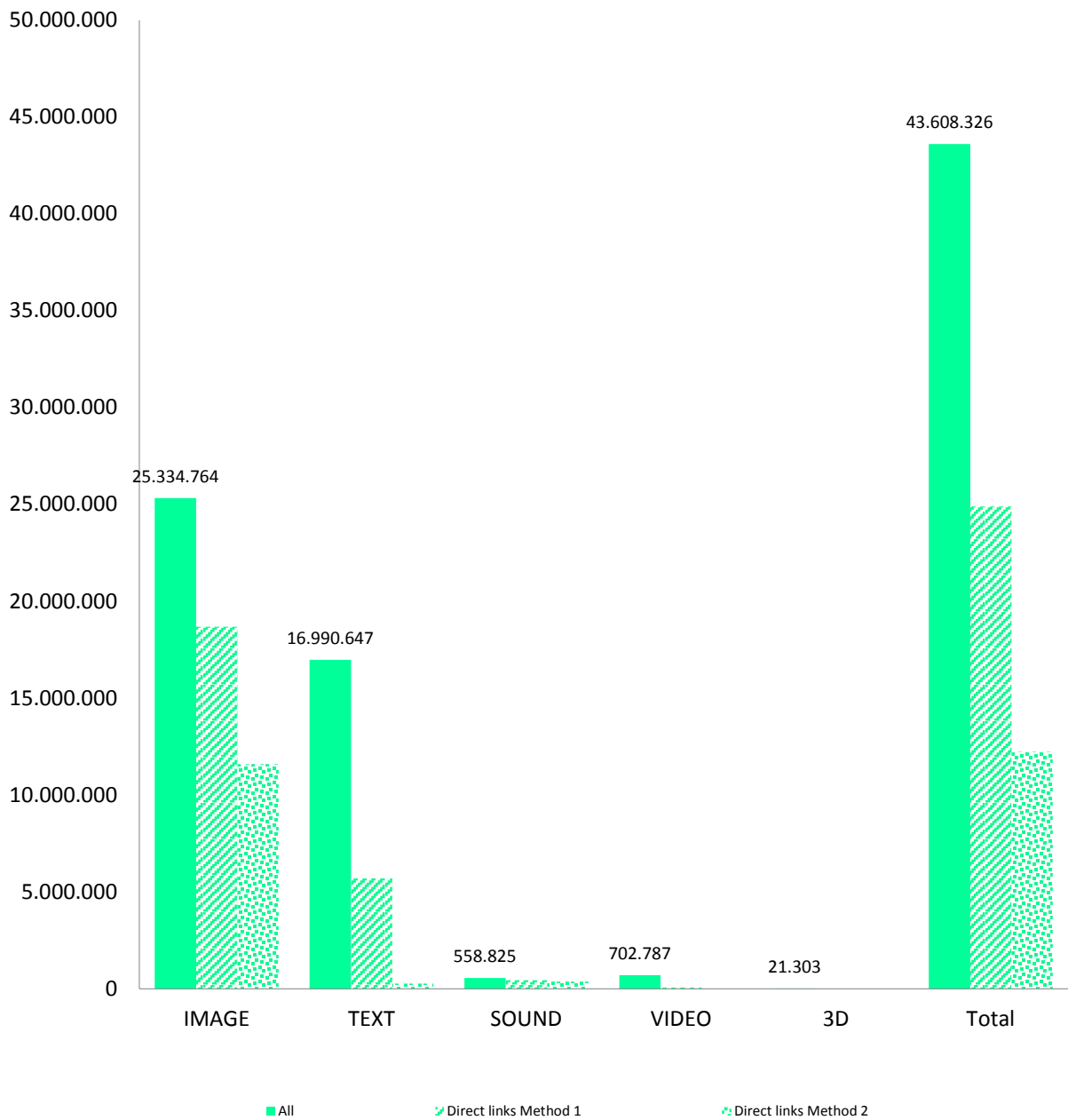


Figure 4: Europeana Content by Type: focus on provision of direct links to the media files. See explanations in the text for the two calculations methods.



	KPI end 2015	April 2015	May 2015	On track
Downloadable digital objects with direct links	13,000,000	Between 12 and 24 million depending on method of calculation	Between 12 and 24 million depending on method of calculation	

	IMAGE	TEXT	SOUND	VIDEO	3D	Total
All	25,334,764	16,990,647	558,825	702,787	21,303	43,608,326
Direct links (calculation method 1)	18,682,623	5,691,294	433,747	65,066	18,462	24,891,192
	74%	33%	78%	9%	87%	57%
Direct links (calculation method 2)	11,589,939	266,226	362,947	3,163	1,768	12,224,043
	46%	2%	65%	0%	8%	28%

N.B. methodology for calculation

Method 1: the total amount of records considered as being provided with a direct link is the number of records for which a value was provided as `edm:isShownBy`, which is supposed to be a web view of the provided digital object. Please note that all links provided as `edm:isShownBy` are direct links to media files, so this method yields an overestimated number of direct links to media files.

Method 2: the total amount of records considered as being provided with a direct link is the number of records for which a value was provided as `edm:isShownBy` and for which the value provided as `edm:isShownBy` ends with a specified string representing the potential extension of the media file. For IMAGE type, the checked extensions are `jpg/jpeg/png`; for TEXT type, the checked extension is `pdf`; for SOUND type, the checked extensions are `flac/mp3`; for VIDEO type, the checked extension is `mp4`; for 3D type, the checked extension is `pdf`. Please note that not only links ending with these patterns are direct links, so this method yields an underestimated number of direct links to media files.

Both methods also don't take into account media files linked directly via `edm:object`.

The correct figures are considered to be lower than those obtained by method 1 and higher than those obtained by method 2. The current development of a media file checker will in the future enable us to give more precise and exact figures.



7. Content in Europeana by Type: focus on reusable content and provision of direct links to the media files

	IMAGE	TEXT	SOUND	VIDEO	3D	Total
All	25,334,764	16,990,647	558,825	702,787	21,303	43,608,326
Open for re-use	10,335,935	11,001,676	52,278	33,008	17,545	21,440,442
	41%	65%	9%	5%	82%	49%
Direct links (calculation method 1)	18,682,623	5,691,294	433,747	65,066	18,462	24,891,192
	74%	33%	78%	9%	87%	57%
Direct links (calculation method 2)	11,589,939	266,226	362,947	3,163	1,768	12,224,043
	46%	2%	65%	0%	8%	28%
Open for re-use with direct links (calculation method 1)	8,779,965	3,645,763	34,399	25,652	17,344	12,503,123
	35%	21%	6%	4%	81%	29%
Open for re-use with direct links (calculation method 2)	5,421,862	173,462	28,710	1,405	1,193	5,626,632
	21%	1%	5%	0%	6%	13%

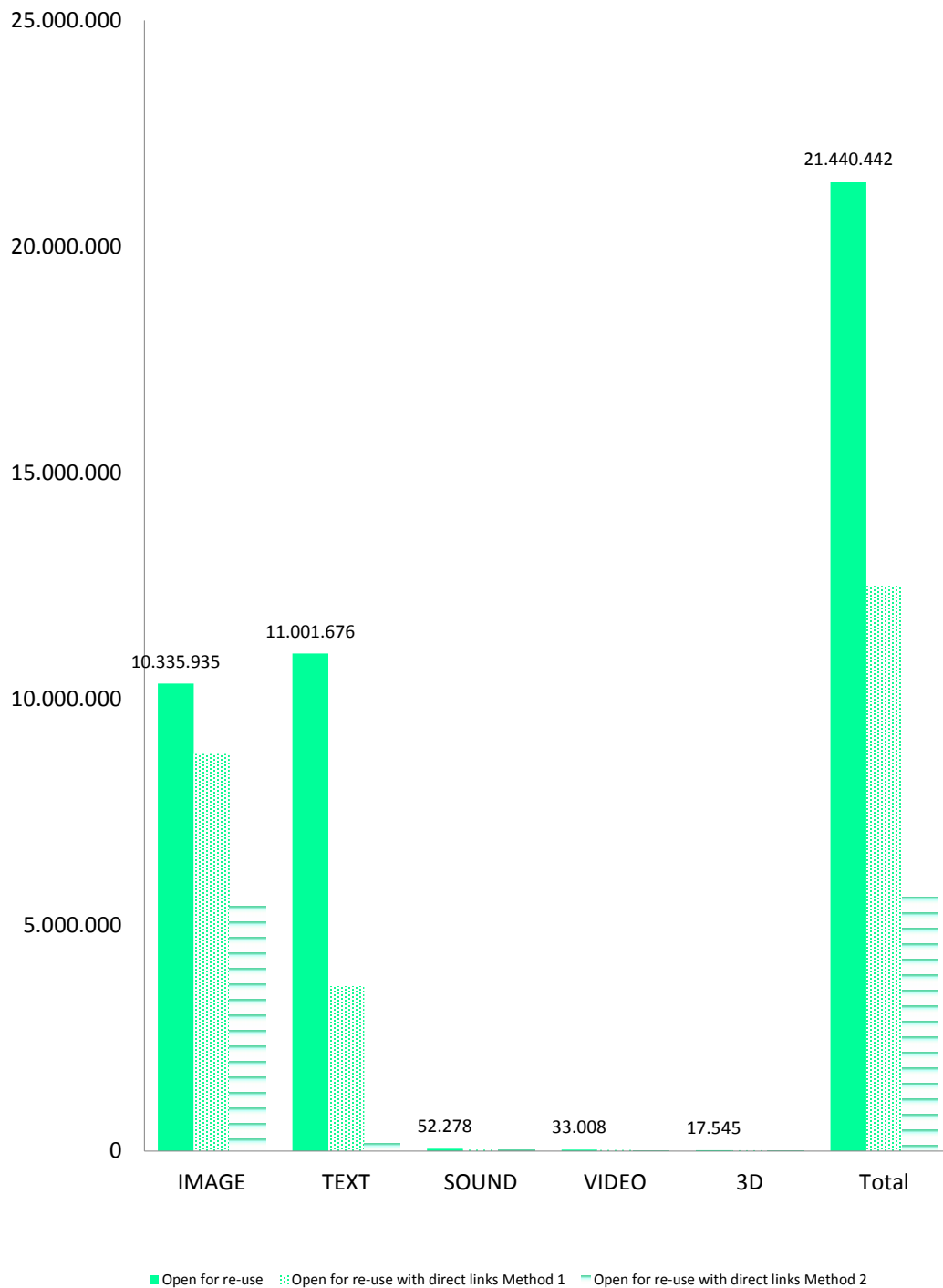


Figure 5: Europeana Content by Type: focus on re-usable content and provision of direct links to the media files

N.B. the methodology for calculation is the same as described in the previous section.



8. Data provided in EDM to Europeana by Data Provider

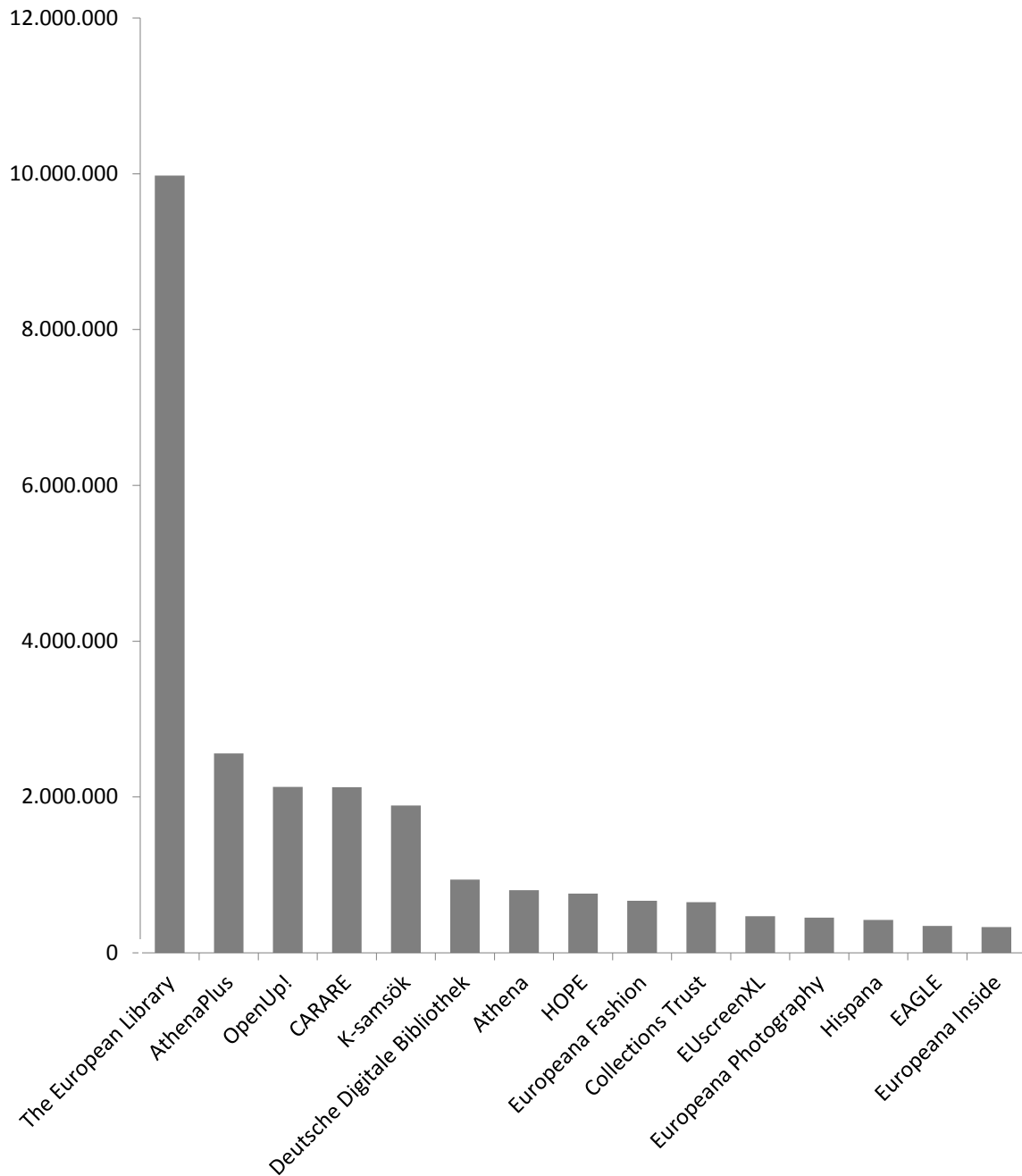


Figure 6: Data provided in EDM to Europeana by Data Provider TOP 15



	KPI end 2015	April 2015	May 2015	On track
Number of metadata records provided in EDM	25,000,000	24,228,577	25,944,008	

Data Provider	Amount of records provided in EDM
The European Library	9,977,706
AthenaPlus	2,558,320
OpenUp!	2,128,147
CARARE	2,125,119
K-samsök	1,890,634
Deutsche Digitale Bibliothek	938,989
Athena	803,218
HOPE	759,327
Europeana Fashion	667,744
Collections Trust	648,158
EUscreenXL	468,530
Europeana Photography	451,178
Hispana	420,665
EAGLE	345,273
Europeana Inside	329,591
APEX: Archives Portal Europe network of eXcellence	219,036
Rijksmuseum	180,602
European Collected Library of Artistic Performance / University of Florence	144,966
DM2E	135,745
Erfgoedplus.be - Provincie Limburg	92,682
Ministry for Cultural Heritage and Activities (MiBAC Culturalitalia) / Ministero per i Beni e le Attività Cultura	89,747
LoCloud	89,646
Partage Plus	79,486
National Digital Library (NDL)	70,869
dLib.si Digital Library of Slovenia	63,313
European Commission, DG Communication, Audiovisual Services	55,714
Institut de Cultura de Barcelona	54,592
MIMO	46,483
Digitale Collectie	29,399
Other	79,129
Total	25,944,008



9. Geodata in Europeana by Data Provider TOP 30

	KPI end 2015	April 2015	May 2015	On track
Increase in number of digital objects with geo-location data	18,000,000	13,461,537	13,682,125	

Data Provider	All	Geodata	Percentage
Muis -Museums Public Portal	22,324	22,324	100%
3D ICONS	5,863	5,863	100%
Thyssen-Bornemisza Museum	563	563	100%
Biblioteca Nazionale Centrale di Firenze	33	33	100%
Irish Manuscripts Commission	45,795	44,847	98%
Europeana 1989	6,782	6,564	97%
EuropeanaLocal Romania	6,840	6,440	94%
Institut de Cultura de Barcelona (ICUB)	54,592	51,287	94%
CARARE	2,129,682	1,919,895	90%
Bulgariana	521	414	79%
EFG - The European Film Gateway	594,145	450,417	76%
EUScreen Project	40,182	29,903	74%
cIMeC - Institutul de Memorie Culturală	11,401	8,112	71%
Hispana	2,391,464	1,621,629	68%
DIZI	7,731	4,994	65%
Deutsche Digitale Bibliothek	938,989	593,538	63%
ASSETS	128,875	81,305	63%
EuroPhoto	797,219	502,633	63%
EAGLE	345,273	213,631	62%
DK-National Aggregation Service	92,967	57,078	61%
Регионална библиотека ПЕНЧО СЛАВЕЙКОВ - Варна / Public Library - Varna	46,332	28,411	61%
Médiathèque Valais - Martigny	13,022	7,905	61%
KAMRA	11,906	6,962	58%
Národní muzeum, National Museum, Czech Republic	3,126	1,802	58%
EuropeanaTravel	6,384	3,556	56%
Rijksmuseum	180,602	99,955	55%
Fundação Calouste Gulbenkian - Portugal	3,413	1,888	55%
Europeana Inside Sweden	57,349	31,590	55%
Europeana Fashion	667,744	367,476	55%
MIMO - Musical Instrument Museums Online	46,483	25,548	55%
Other	34,950,724	7,485,562	21%
Total	43,608,326	13,682,125	31%